The
MAYRON COLE PIANO METHOD

FUN SHEET

LEARNING TO COUNT©

1. There are **MANY** different notes in music. These different notes tell you how long to hold down a key! In this lesson, a quarter note receives one count (or beat).

QUARTER NOTE



Hold the key down until you count to "1."

HALF NOTE



Hold the key down until you count to "2."

DOTTED HALF NOTE



Hold the key down until you count to "3."

WHOLE NOTE



Hold the key down until you count to "4."

TWO-EIGHTHS



Play two keys quickly while you say, "1+" ("1 and").



2. With your teacher and class, tap and count this rhythm on C keys that your teacher has marked for you on your keyboard:



COUNTS:

1 1 1 + 1 ("and") **1 1 1 - 2 - 1 1 1 - 2 - 1 - 2 - 3 - 4 -.**

F R E E P I A N O M E T H O D . C O M
Although Mayron Cole owns the copyright to this page, she is granting permission to copy it **only** under the following condition: Teachers and students may print this page at home, school, or at their local print shop; and teachers and students may download, view, copy and/or share this page digitally.

3. Write the counts below these notes:

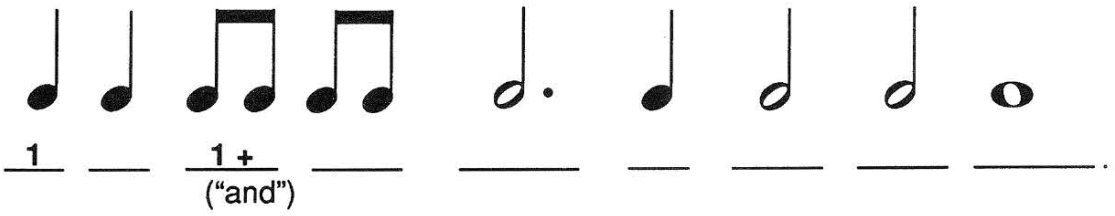

4. Draw the note that goes with these counts:



DO YOU KNOW?

Place the correct number from the second column on the blank beside its corresponding note in the first column:



A.	 _____	**1.**	WHOLE NOTE - Count to 4.
B.	 _____	**2.**	DOTTED HALF NOTE - Count to 3.
C.	 _____	**3.**	QUARTER NOTE - Count to 1.
D.	 _____	**4.**	TWO-EIGHTHS - Count 1 +.
E.	 _____	**5.**	HALF NOTE - Count to 2.

F R E E P I A N O M E T H O D . C O M
Although Mayron Cole owns the copyright to this page, she is granting permission to copy it **only** under the following condition: Teachers and students may print this page at home, school, or at their local print shop; and teachers and students may download, view, copy and/or share this page digitally.

TAP! TAPPEY! TAP! TAP!

© *Mayron Cole*

(orchestrated accompaniment has an 8 beat count-in)



COUNT or SING:

1	1 + 1	1	1	1	1	1	1
"TAP!	TAP- PEY! TAP!	TAP!	GO	THE	RAIN-	DROPS!	
1	1 + 1	1	1	1	1	1	1
TAP!	TAP- PEY! TAP!	TAP!	ON	MY	WIN-	DOW!	
1	1 + 1	1	1	1	1	1	1
TAP!	TAP- PEY! TAP!	TAP!	GO	THE	RAIN-	DROPS!	
1	1 + 1	1 +					
TAP!	TAP- PEY! TAP!	TAP- PEY!					
1 +	1 + 1	1.					
TAP-PEY!	TAP-PEY! TAP!	TAP!"					



F R E E P I A N O M E T H O D . C O M
Although Mayron Cole owns the copyright to this page, she is granting permission to copy it **only** under the following condition: Teachers and students may print this page at home, school, or at their local print shop; and teachers and students may download, view, copy and/or share this page digitally.

VICTORY MARCH



© *Mayron Cole*

(orchestrated accompaniment has an 8 beat count-in)



COUNT: 1 + 1 1 1 1-2-3-4- 1 + 1 1 1



1-2-3-4- 1 + 1 1 1 1-2- 1-2-



1 + 1 1 + 1 1-2-3-4-



1 + 1 1 1 1-2-3-4- 1 + 1 1 1

FREEPIANOMETHOD.COM
Although Mayron Cole owns the copyright to this page, she is granting permission to copy it **only** under the following condition: Teachers and students may print this page at home, school, or at their local print shop; and teachers and students may download, view, copy and/or share this page digitally.

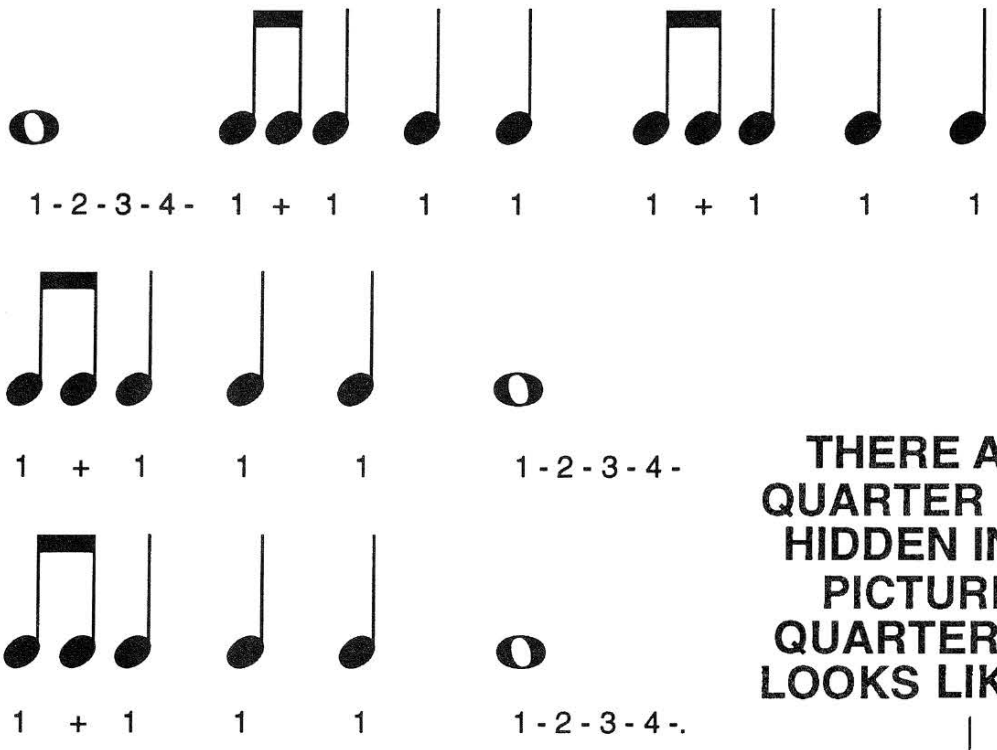

THERE ARE 8 QUARTER NOTES HIDDEN IN THIS PICTURE. A QUARTER NOTE LOOKS LIKE THIS:



CIRCLE ALL OF THE QUARTER NOTES WITH A BRIGHT COLOR THEN, COLOR THE ENTIRE PICTURE

F R E E P I A N O M E T H O D . C O M
Although Mayron Cole owns the copyright to this page, she is granting permission to copy it **only** under the following condition: Teachers and students may print this page at home, school, or at their local print shop; and teachers and students may download, view, copy and/or share this page digitally.

SEE THE LEAVES

© *Mayron Cole*

(orchestrated accompaniment has a 6 beat count-in)

COUNT or SING:

1 - 2 - 3 - "SEE 1 - 2 - 3 - THE 1 LEAVES 1 AS 1 THEY 1 - 2 - 3 - BLOW?

1 - 2 - 3 - SOON 1 - 2 - 3 - COLD 1 WINDS 1 TURN 1 TO 1 - 2 - 3 - SNOW!

1 GRAY 1 WIN- 1 TER 1 - 2 - 3 - DAYS 1 FILLED 1 WITH 1 GOOD 1 - 2 - 3 - CHEER!

1 HOO- 1 RAY! 1 OLD 1 WIN- 1 TER 1 IS

1 - 2 - 3 - HERE!" 1 - 2 - 3 -. (PLAY SOFTLY)



F R E E P I A N O M E T H O D . C O M
Although Mayron Cole owns the copyright to this page, she is granting permission to copy it **only** under the following condition: Teachers and students may print this page at home, school, or at their local print shop; and teachers and students may download, view, copy and/or share this page digitally.