The
MAYRON COLE
PIANO METHOD

D IS FOR THE DOGGIE

© Mayron Cole



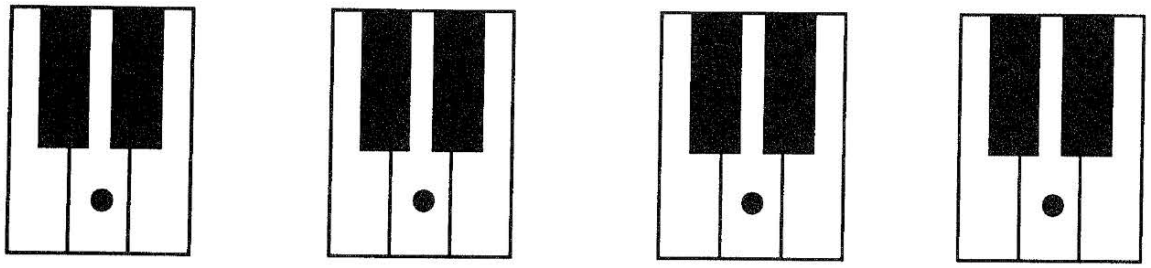

SING: "D" IS FOR THE DOGGIE WITH THE

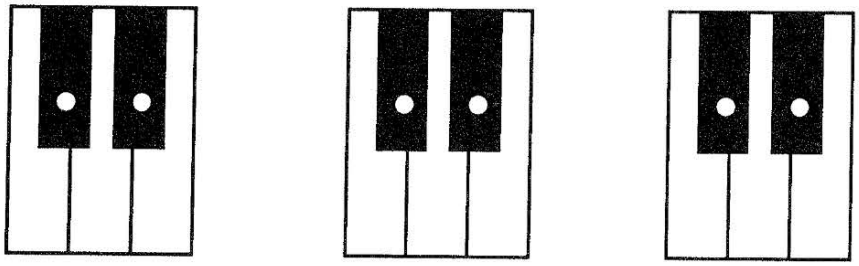

TWO BLACK EARS!

PLAY "D" IS FOR THE DOGGIE WITH THE TWO BLACK EARS! ON **ALL** OF THE D'S ON YOUR KEYBOARD! Play HIGH D'S for "LITTLE DOGS" and LOW D'S for "BIG DOGS." "MIDDLE-SIZED DOGS" are in the MIDDLE of your keyboard!

F R E E P I A N O M E T H O D . C O M
Although Mayron Cole owns the copyright to this page, she is granting permission to copy it **only** under the following condition: Teachers and students may print this page at home, school, or at their local print shop; and teachers and students may download, view, copy and/or share this page digitally.

COLOR ALL OF THE D KEYS.



D

HOW MANY D'S DID YOU FIND? _____



DRAW A DOGGIE WITH TWO BLACK EARS!

COPY THIS ONE! YOU DRAW A DOGGIE!

Black Dog Ears!

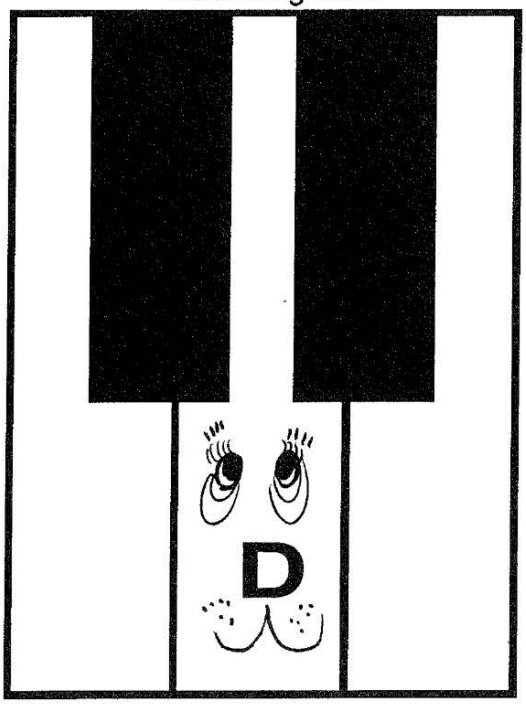

AT HOME, play "D" IS FOR THE DOGGIE WITH THE TWO BLACK EARS! every day!

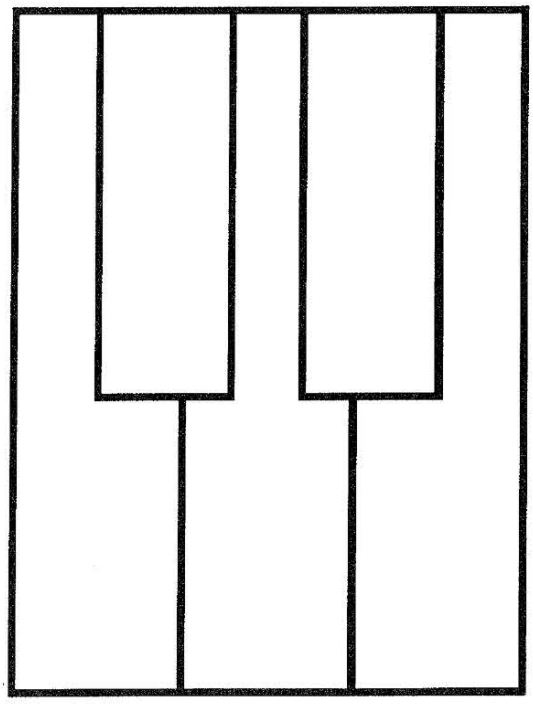

FREEPIANOMETHOD.COM
Although Mayron Cole owns the copyright to this page, she is granting permission to copy it **only** under the following condition: Teachers and students may print this page at home, school, or at their local print shop; and teachers and students may download, view, copy and/or share this page digitally.

The MAYRON COLE PIANO METHOD

COLOR THE E KEY.

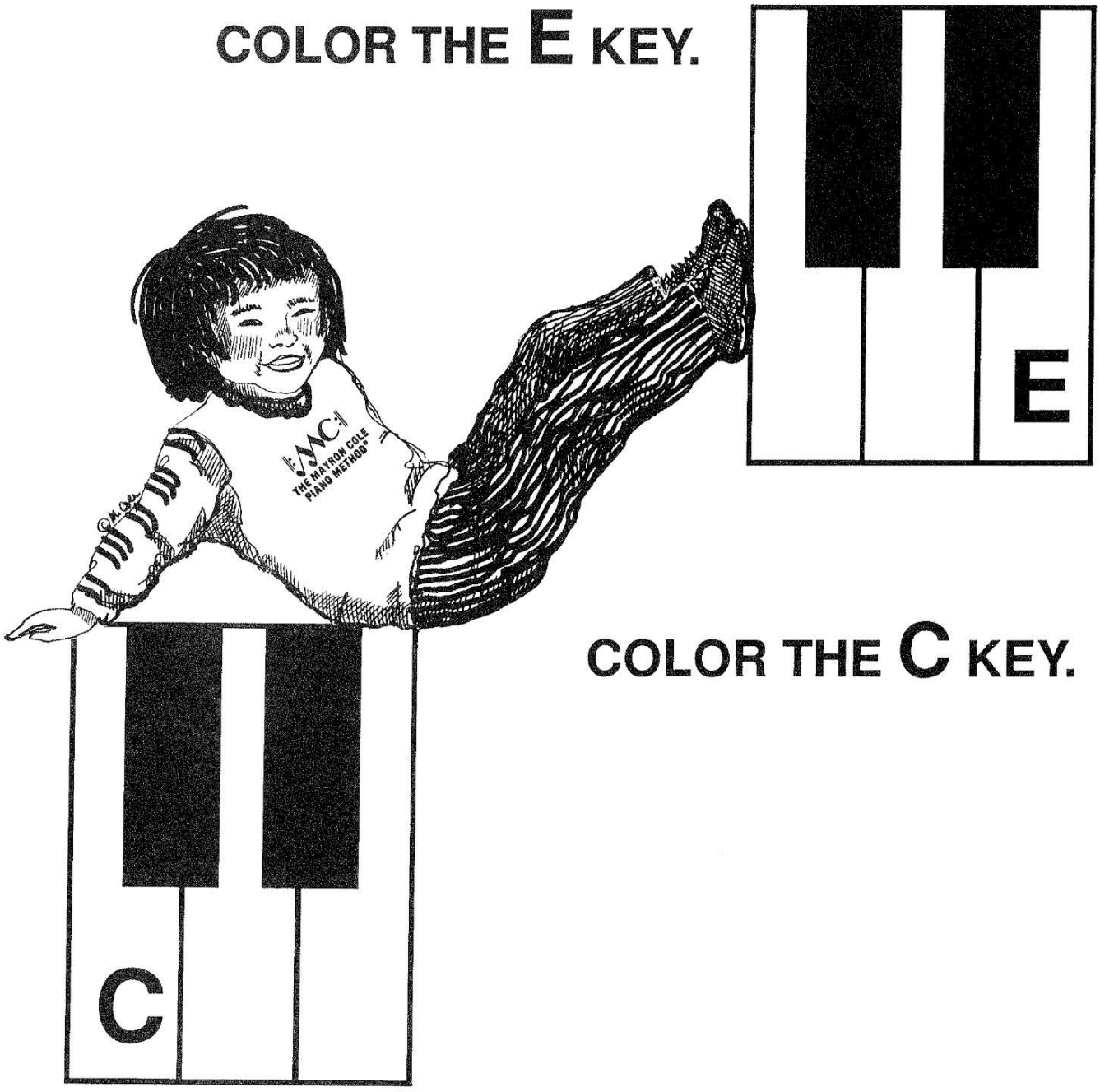

COLOR THE C KEY.

FREEPIANOMETHOD.COM
Although Mayron Cole owns the copyright to this page, she is granting permission to copy it **only** under the following condition: Teachers and students may print this page at home, school, or at their local print shop; and teachers and students may download, view, copy and/or share this page digitally.

COLOR ALL OF THE C KEYS.



C

HOW MANY DID YOU FIND? _____



COLOR THE PICTURE.

COLOR ALL OF THE E KEYS.



E

HOW MANY DID YOU FIND? _____

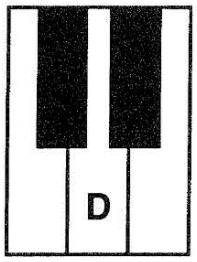

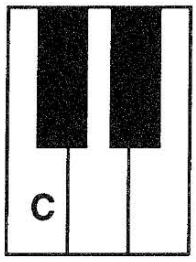

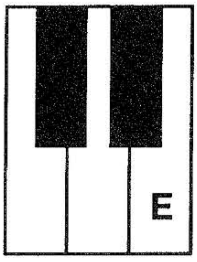

UNTIL NEXT LESSON.....every day, find all of the
D's, C's, and E's on YOUR keyboard!

F R E E P I A N O M E T H O D . C O M
Although Mayron Cole owns the copyright to this page, she is granting permission to copy it **only** under the following condition: Teachers and students may print this page at home, school, or at their local print shop; and teachers and students may download, view, copy and/or share this page digitally.

The MAYRON COLE PIANO METHOD

CREATED BY MAYRON COLE

C D E

SOMEBODY'S KNOCKING!

(orchestrated accompaniment has an 8 beat count-in) © Mayron Cole



COLOR THE PICTURE.

SING: SOME- BO- DY'S KNOCK- ING! SOME- BO- DY'S KNOCK- ING!

E E E E E C C C C C

1 1 + 1 1 1 1 + 1 1

SOME- BO- DY'S AT THE DOOR!

E E E E E D

1 1 + 1 1 1 - 2 - 3 - 4

SOME- BO- DY'S KNOCK- ING! SOME- BO- DY'S KNOCK- ING!

E E E E E C C C C C

1 1 + 1 1 1 1 + 1 1

SOME- BO- DY'S AT THE DOOR!

D D D E D C.

1 1 + 1 1 1 - 2 - 3 - 4.

STUDENTS MAY PLAY THIS KEYBOARD MUSIC ON ANY **C**, **D**, OR **E** KEY ON THEIR KEYBOARD WITH EITHER OR BOTH HANDS AND WITH ANY FINGERS OF THEIR CHOICE. USE SEVERAL FINGERS!

F R E E P I A N O M E T H O D . C O M
Although Mayron Cole owns the copyright to this page, she is granting permission to copy it **only** under the following condition: Teachers and students may print this page at home, school, or at their local print shop; and teachers and students may download, view, copy and/or share this page digitally.

FIND YOUR WAY THROUGH THE MAZE BY FINDING ONLY TWO-EIGHTHS! CAN YOU DO IT? _____



FREEPIANOMETHOD.COM
Although Mayron Cole owns the copyright to this page, she is granting permission to copy it **only** under the following condition: Teachers and students may print this page at home, school, or at their local print shop; and teachers and students may download, view, copy and/or share this page digitally.

THEORY FUN SHEET

WITH YOUR FAVORITE COLOR, DRAW A LINE FROM EACH C KEY TO THE C GOOSE. WITH ANOTHER FAVORITE COLOR, DRAW A LINE FROM EACH D KEY TO THE D GOOSE. WITH ANOTHER FAVORITE COLOR, DRAW A LINE FROM EACH E KEY TO THE E GOOSE.



FREEPIANOMETHOD.COM
Although Mayron Cole owns the copyright to this page, she is granting permission to copy it **only** under the following condition: Teachers and students may print this page at home, school, or at their local print shop; and teachers and students may download, view, copy and/or share this page digitally.

THEORY FUN SHEET

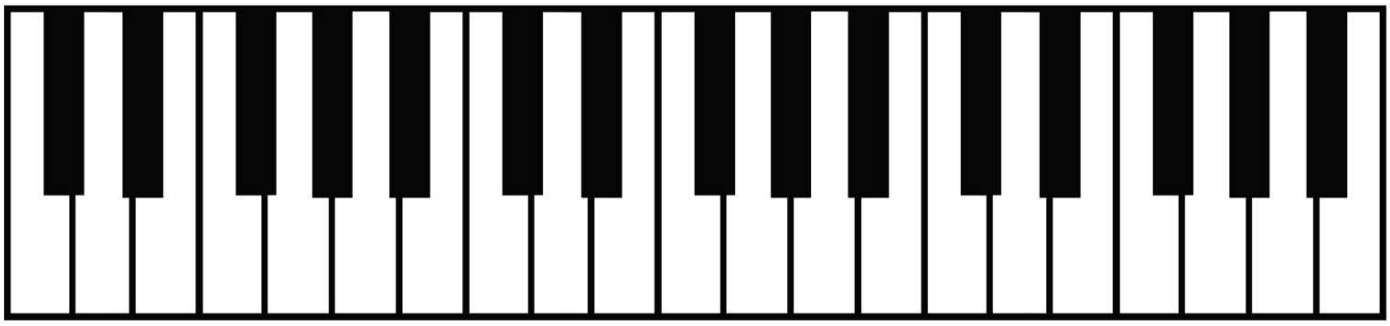

COLOR ALL OF THE D KEYS WITH YOUR FAVORITE COLOR. NEXT, COLOR ALL OF THE C KEYS WITH ANOTHER FAVORITE COLOR. THEN, COLOR ALL OF THE E KEYS WITH ANOTHER FAVORITE COLOR.



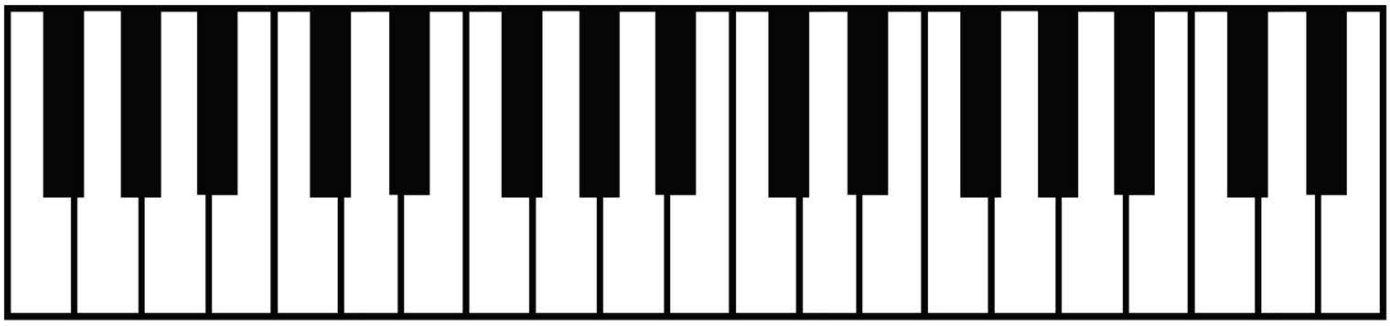

HOW MANY D KEYS ARE THERE? _____

HOW MANY C KEYS ARE THERE? _____

HOW MANY E KEYS ARE THERE? _____

FREEPIANOMETHOD.COM
Although Mayron Cole owns the copyright to this page, she is granting permission to copy it **only** under the following condition: Teachers and students may print this page at home, school, or at their local print shop; and teachers and students may download, view, copy and/or share this page digitally.

The MAYRON COLE PIANO METHOD

CREATED BY MAYRON COLE

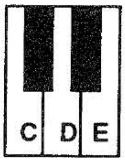

MARCHING ALONG!

© Mayron Cole

(orchestrated accompaniment has an 8 beat count-in)



COLOR THE PICTURE.

SING: HEAR THE BIG BASS DRUM, AND

C D E E E C

1 - 2 1 - 2 1 1 1 1

HEAR THE FLUTES PLAY HIGH!

C D E E D

1 - 2 1 - 2 1 1 1 - 2

HEAR THE TU- BA "OOM- PA"

C D E E E C

1 - 2 1 - 2 1 1 1 1

WHEN THE BAND GOES BY!

D E C C C.

1 - 2 1 - 2 1 1 1 - 2.

REPEAT THE PIECE AND PLAY ON THE HIGH **C**, **D**, AND **E** KEYS.

F R E E P I A N O M E T H O D . C O M

Although Mayron Cole owns the copyright to this page, she is granting permission to copy it **only** under the following condition: Teachers and students may print this page at home, school, or at their local print shop; and teachers and students may download, view, copy and/or share this page digitally.

The
MAYRON COLE
PIANO METHOD

Draw a line from each LETTER to the correct KEY to which it belongs.



COLOR THE PICTURE.

F R E E P I A N O M E T H O D . C O M
Although Mayron Cole owns the copyright to this page, she is granting permission to copy it **only** under the following condition: Teachers and students may print this page at home, school, or at their local print shop; and teachers and students may download, view, copy and/or share this page digitally.