The
MAYRON COLE PIANO METHOD



♯

SHARP SIGN

A LITTLE ♯ SIGN TELLS YOU TO GO <u>FORWARD</u> TO THE VERY NEXT KEY.

COLOR THE F♯ KEY.

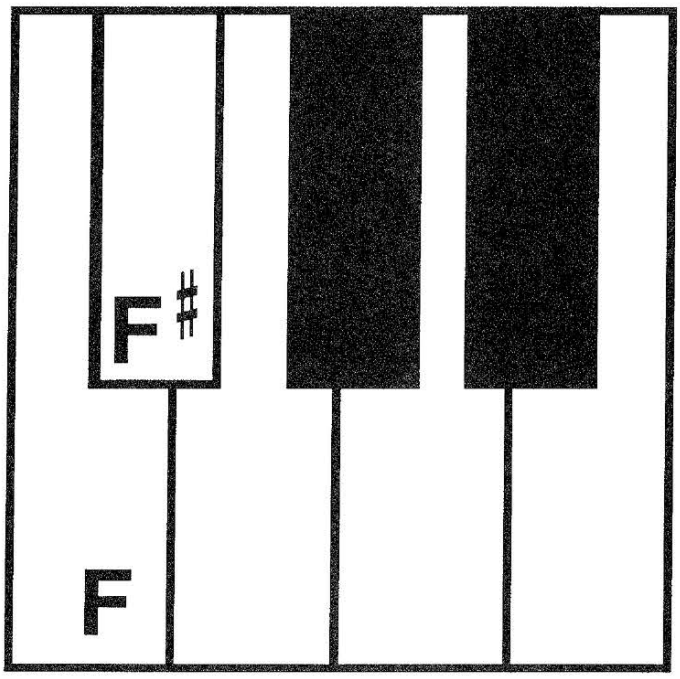

REMEMBER: F♯ is black key #1!

F R E E P I A N O M E T H O D . C O M
Although Mayron Cole owns the copyright to this page, she is granting permission to copy it **only** under the following condition: Teachers and students may print this page at home, school, or at their local print shop; and teachers and students may download, view, copy and/or share this page digitally.

CAN YOU DRAW?

DRAW THREE SHARP SIGNS:



COPY THIS ONE.



COLOR THE PICTURE.

FIND AND COLOR ALL OF THE F♯'S BELOW:

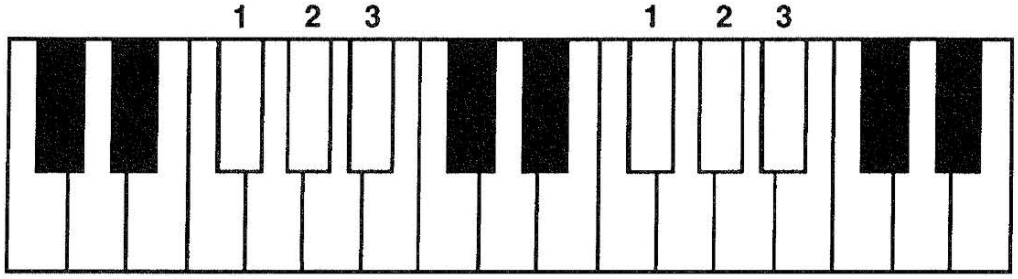

FREEPIANOMETHOD.COM
Although Mayron Cole owns the copyright to this page, she is granting permission to copy it **only** under the following condition: Teachers and students may print this page at home, school, or at their local print shop; and teachers and students may download, view, copy and/or share this page digitally.

The MAYRON COLE PIANO METHOD

CREATED BY
MAYRON COLE

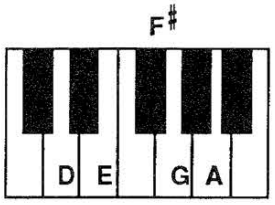

FLYING

© Mayron Cole

(orchestrated accompaniment has a 6 beat count-in)

Gracefully



COLOR THE PICTURE.

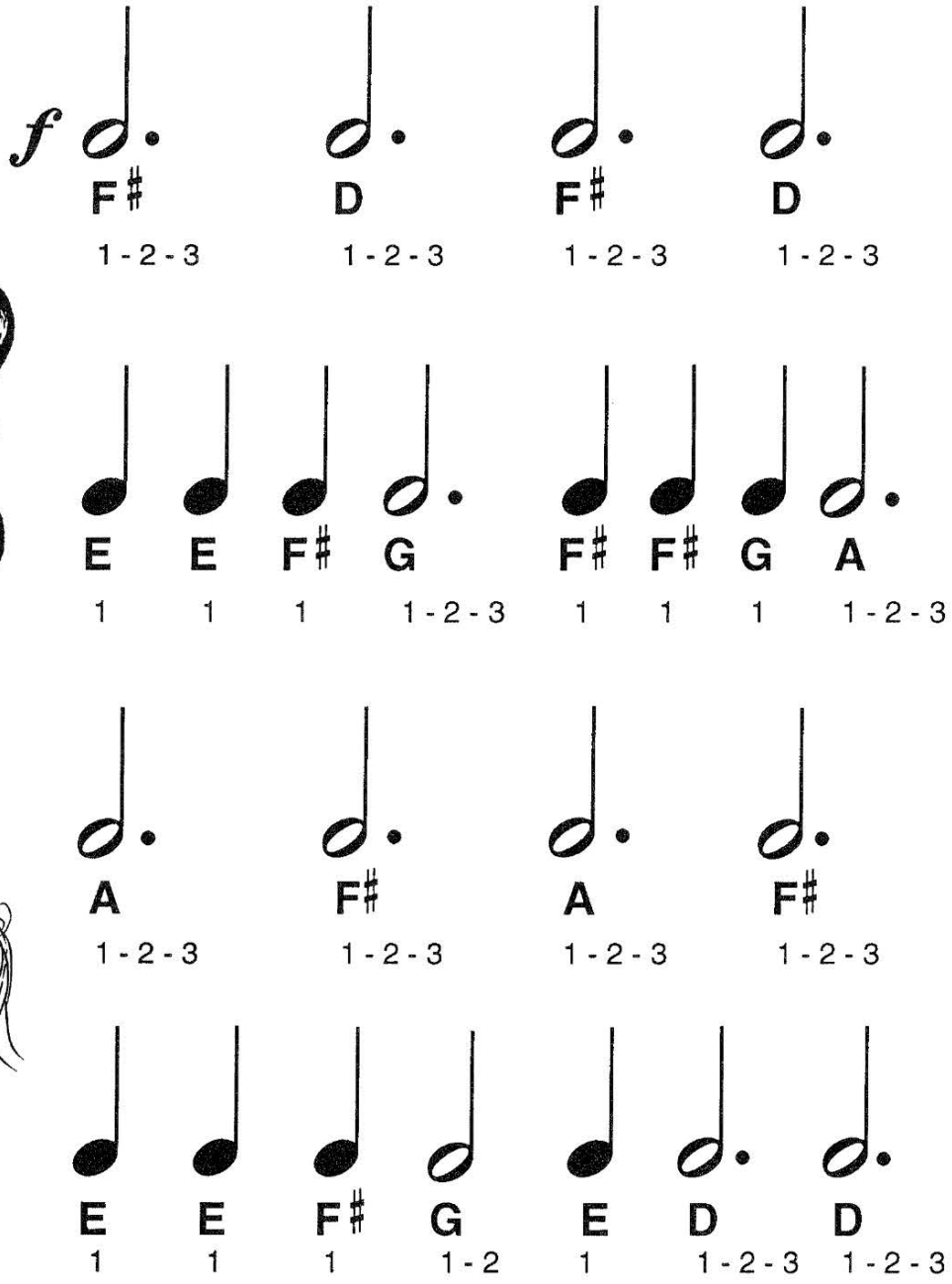

Repeat: *p*.

FREEPIANOMETHOD.COM
Although Mayron Cole owns the copyright to this page, she is granting permission to copy it **only** under the following condition: Teachers and students may print this page at home, school, or at their local print shop; and teachers and students may download, view, copy and/or share this page digitally.

DO YOU REMEMBER?

Draw a line to each of the named keys.

Color the picture and the keyboard. Use a different color for each of the 8 keys that are named:

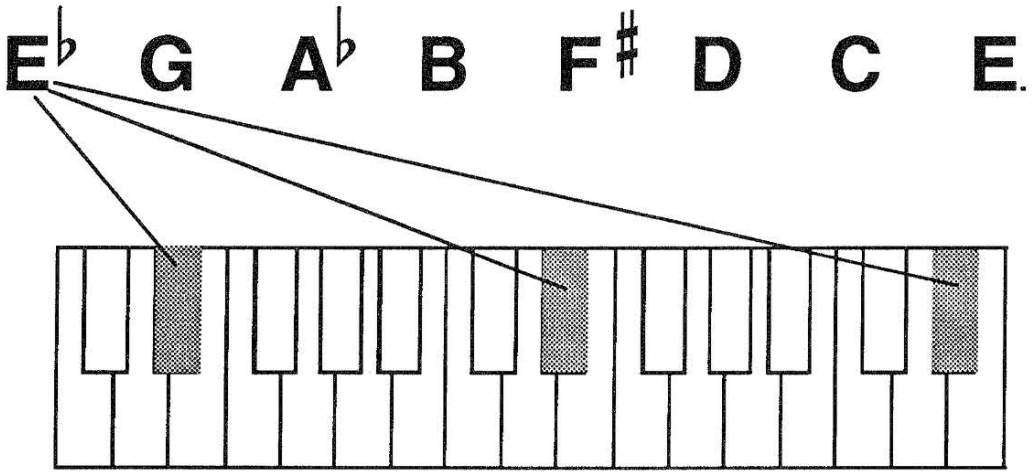



FREEPIANOMETHOD.COM
Although Mayron Cole owns the copyright to this page, she is granting permission to copy it **only** under the following condition: Teachers and students may print this page at home, school, or at their local print shop; and teachers and students may download, view, copy and/or share this page digitally.

The MAYRON COLE PIANO METHOD

CREATED BY MAYRON COLE

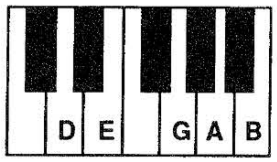

COUNTRY FIDDLER

© Mayron Cole

(orchestrated accompaniment has an 8 beat count-in)

SLOW

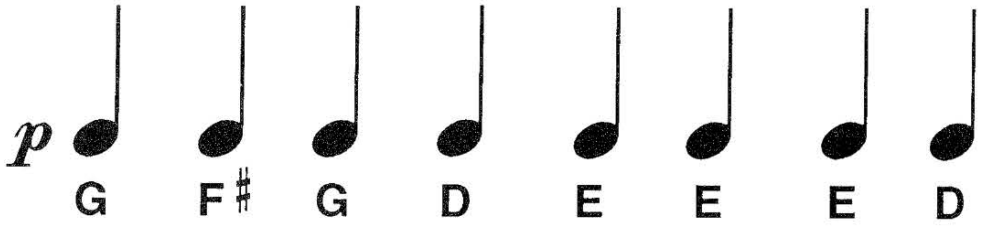



COLOR THE PICTURE.



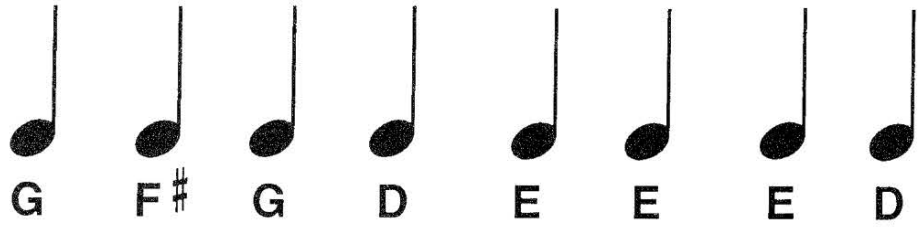

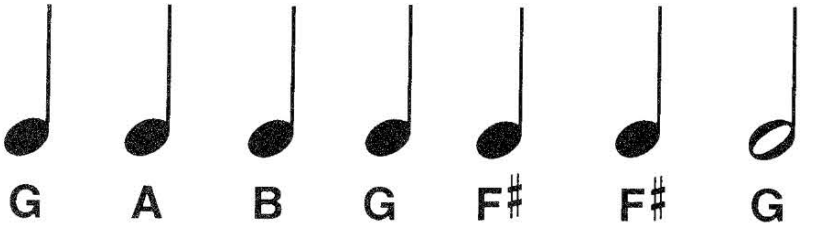

Repeat: *FAST* and *f*.

FREEPIANOMETHOD.COM
Although Mayron Cole owns the copyright to this page, she is granting permission to copy it **only** under the following condition: Teachers and students may print this page at home, school, or at their local print shop; and teachers and students may download, view, copy and/or share this page digitally.

THEORY FUN SHEET

**FIND YOUR WAY THROUGH THESE NOTES
BY CONNECTING THE DOTS CORRECTLY.
THE FIRST MOVE HAS BEEN MADE FOR YOU.**

start: FIND A HALF NOTE (1 - 2)

NOW FIND A WHOLE NOTE (1 - 2 - 3 - 4)

NOW FIND A DOTTED-HALF NOTE (1 - 2 - 3)



NOW FIND TWO-EIGHTH NOTES (PLAY - FAST)

NOW FIND A QUARTER NOTE (1)

finish: NOW COLOR THE PICTURE

FREEPIANOMETHOD.COM
Although Mayron Cole owns the copyright to this page, she is granting permission to copy it **only** under the following condition: Teachers and students may print this page at home, school, or at their local print shop; and teachers and students may download, view, copy and/or share this page digitally.

The MAYRON COLE PIANO METHOD

CREATED BY
MAYRON COLE

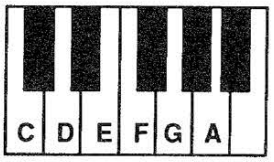

THE COWBOY'S SONG

© Mayron Cole

(orchestrated accompaniment has an 8 beat count-in)

Amble Along Speed!



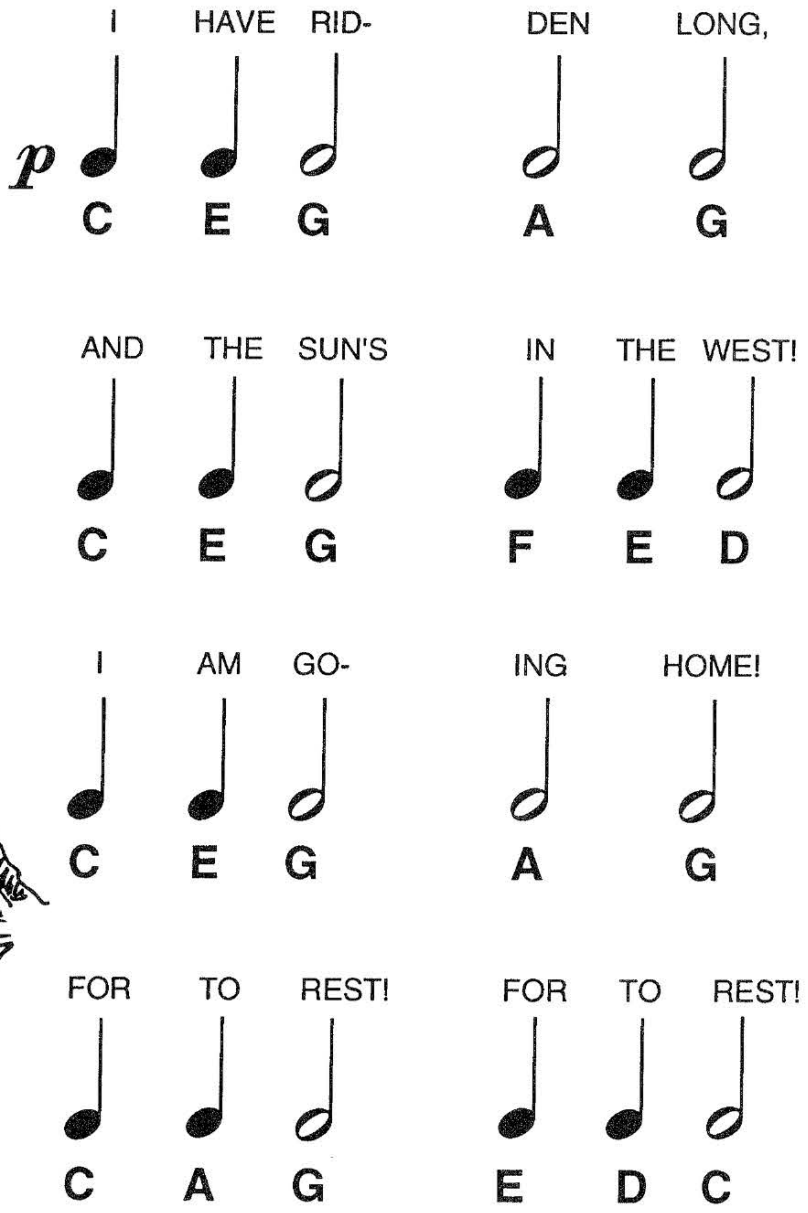

FREEPIANOMETHOD.COM
Although Mayron Cole owns the copyright to this page, she is granting permission to copy it **only** under the following condition: Teachers and students may print this page at home, school, or at their local print shop; and teachers and students may download, view, copy and/or share this page digitally.

The pictures below show QUIET and LOUD. UNDER THE QUIET PICTURES, write a ***p***. UNDER THE LOUD PICTURES, write a ***f***.

NEXT, color the picture!

BABY CRYING _____



KITE _____



DARK FOREST _____



p *or* ***f*** ?



SEA GULLS _____



FREIGHT TRAIN _____

INDIAN DRUMMER _____





KNOCK!
KNOCK!

SOMEBODY KNOCKING _____



WHITE CLOUDS _____

F R E E P I A N O M E T H O D . C O M
Although Mayron Cole owns the copyright to this page, she is granting permission to copy it **only** under the following condition: Teachers and students may print this page at home, school, or at their local print shop; and teachers and students may download, view, copy and/or share this page digitally.