The MAYRON COLE PIANO METHOD

October Evening

An INTERVAL is the distance between two notes. There are several thirds in October Evening. Thirds are on neighboring lines or neighboring spaces. A simple third skips _____ (1 or 3) white keys.

Seconds are smaller than thirds and are written slightly side-ways in your music. A second does not skip any white keys; it is two keys that are next to each other.

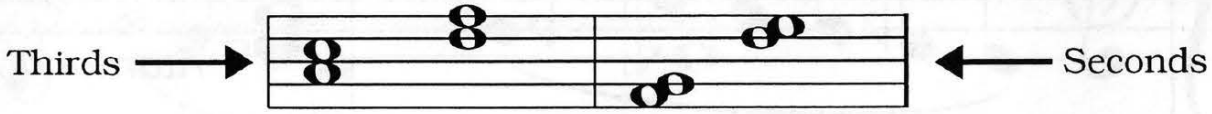

Look at the following intervals. Write a "3" under each third and a "2" under each second:

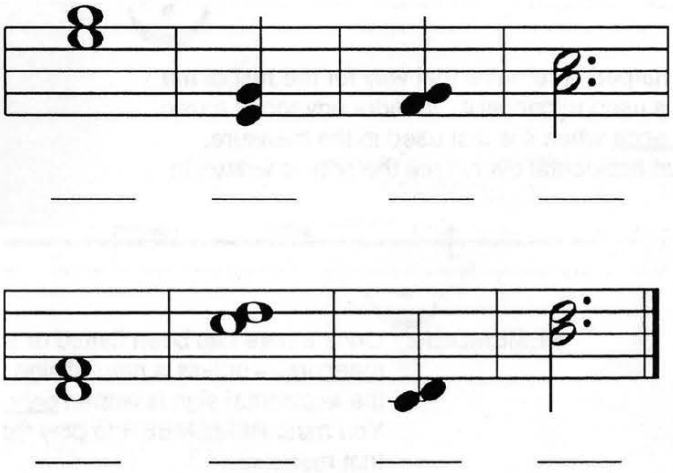



"*a tempo*" tells you to _____
(keep time or return to your previous speed).

FREEPIANOMETHOD.COM
Although Mayron Cole owns the copyright to this page, she is granting permission to copy it **only** under the following condition: Teachers and students may print this page at home, school, or at their local print shop; and teachers and students may download, view, copy and/or share this page digitally.

October Evening

©Mayron Cole

(orchestrated accompaniment has a 2 measure count-in)



Although Mayron Cole owns the copyright to this page, she is granting permission to copy it **only** under the following condition: Teachers and students may print this page at home, school, or at their local print shop; and teachers and students may download, view, copy and/or share this page digitally.

DO YOU KNOW?

place the correct answer in the blank

A.  _____

B. _____

C. *mf* _____

D.  _____

E.  _____

F.  _____

G. $\frac{3}{4}$ _____

H. > _____

I. *diminuendo* _____

J.  _____

K.  _____

L. *mp* _____

M. *D.C. al Fine* _____

N. *a tempo* _____

O.  _____

P. _____

Q. _____

R. _____

S.  _____

1. Accent Mark
2. a Third
3. Medium Soft
4. Sharp Sign
5. Brace
6. Half Rest
7. return to your previous speed
8. Time Signature
9. Natural Sign (cancels out a sharp or a flat)
10. Quarter Rest
11. Pedal Mark
12. Medium Loud
13. Whole Rest
14. Gradually play softer
15. Quarter Note
16. a Second
17. Half Note
18. Flat Sign
19. Go back to the beginning and play until the *Fine*.



Although Mayron Cole owns the copyright to this page, she is granting permission to copy it **only** under the following condition: Teachers and students may print this page at home, school, or at their local print shop; and teachers and students may download, view, copy and/or share this page digitally.

The MAYRON COLE PIANO METHOD

Evening Song

There are several HARMONIC INTERVALS in Evening Song. HARMONIC INTERVAL means "two notes played at the same time."

Write the letter names below these harmonic intervals:



Play the above intervals three times on your piano.

All of the intervals above are harmonic _____ (seconds or thirds).

Look at this measure 13 in Evening Song. How many E-flats are played? _____ (1 or 3)

This ⌊_____⌋ is a _____ (pedal mark or slur). It tells you to push down the _____ (left or right) pedal with your right foot. The right pedal is called the _____ (soft or damper pedal).



At the end of Evening Song, you see *8va*. This symbol stand for the Italian word "OTTAVA." It tells you to play the note eight keys lower than written. Look at measure 16 of Evening Song. What note will you play eight keys lower than written? _____ (G♭ or B♭)



Although Mayron Cole owns the copyright to this page, she is granting permission to copy it **only** under the following condition: Teachers and students may print this page at home, school, or at their local print shop; and teachers and students may download, view, copy and/or share this page digitally.

Evening Song

©Mayron Cole



FREEPIANOMETHOD.COM
Although Mayron Cole owns the copyright to this page, she is granting permission to copy it **only** under the following condition: Teachers and students may print this page at home, school, or at their local print shop; and teachers and students may download, view, copy and/or share this page digitally.

(orchestrated accompaniment has a 2 measure count-in)







Although Mayron Cole owns the copyright to this page, she is granting permission to copy it **only** under the following condition: Teachers and students may print this page at home, school, or at their local print shop; and teachers and students may download, view, copy and/or share this page digitally.



BECOMING EVEN GREATER WITH RHYTHM!

When a composition has many "**TWO EIGHTHS**,"  , you count using, "1 + 2 + 3 + 4 +," etc. This helps you to keep a **STEADY AND EVEN BEAT.**

PLEASE LEARN:

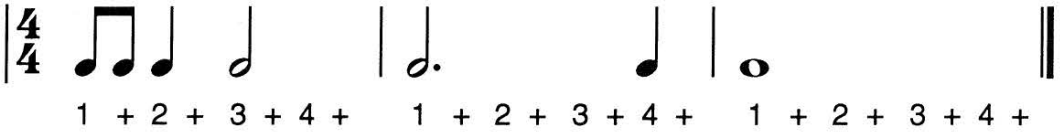

DRAW THE BAR-LINES WHERE NEEDED TO DIVIDE THESE NOTES INTO MEASURES.
WRITE THE COUNTS UNDER THESE NOTES USING, "1 + 2 + 3 + 4 +."



DON'T FORGET, RESTS RECEIVE COUNTS, TOO!

PLEASE LEARN:



WRITE THE COUNTS UNDER THESE NOTES AND RESTS USING, "1 + 2 + 3 + 4 +."





FREEPIANOMETHOD.COM
Although Mayron Cole owns the copyright to this page, she is granting permission to copy it **only** under the following condition: Teachers and students may print this page at home, school, or at their local print shop; and teachers and students may download, view, copy and/or share this page digitally.