

Rhythm Taps

TRY YOUR RHYTHM COUNTING SKILLS!

©Mayron Cole

Right Hand: Tap on a G key Left Hand: Tap on a C key.

(orchestrated accompaniment has a 2 measure count-in)

CATERPILLAR LEVEL: How well did you do? _____



COCOON LEVEL: How well did you do? _____



continued on the next page

FREEPIANOMETHOD.COM
Although Mayron Cole owns the copyright to this page, she is granting permission to copy it **only** under the following condition: Teachers and students may print this page at home, school, or at their local print shop; and teachers and students may download, view, copy and/or share this page digitally.

MONARCH BUTTERFLY LEVEL: How well did you do? _____





More Great Rhythm Taps

©Mayron Cole

TRY YOUR RHYTHM COUNTING SKILLS!

Right Hand: Tap on a G key Left Hand: Tap on a C key.
(orchestrated accompaniment has a 2 measure count-in)

DINGHY LEVEL: How well did you do? _____



continued on the next page

Although Mayron Cole owns the copyright to this page, she is granting permission to copy it **only** under the following condition: Teachers and students may print this page at home, school, or at their local print shop; and teachers and students may download, view, copy and/or share this page digitally.

CLIPPER SHIP LEVEL: How well did you do? _____

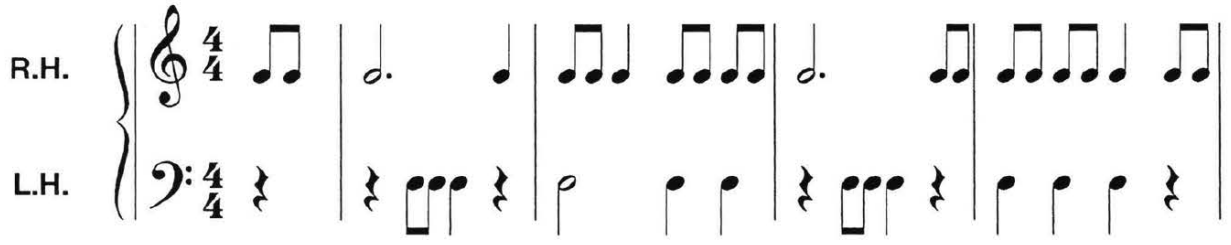





TITANIC LEVEL: How well did you do? _____





F R E E P I A N O M E T H O D . C O M
Although Mayron Cole owns the copyright to this page, she is granting permission to copy it **only** under the following condition: Teachers and students may print this page at home, school, or at their local print shop; and teachers and students may download, view, copy and/or share this page digitally.

The
MAYRON COLE
PIANO METHOD

King of the North

There are many flatted notes in King of the North. Write the letter names below the notes. Next, draw a line from each note to its corresponding key on the keyboard.

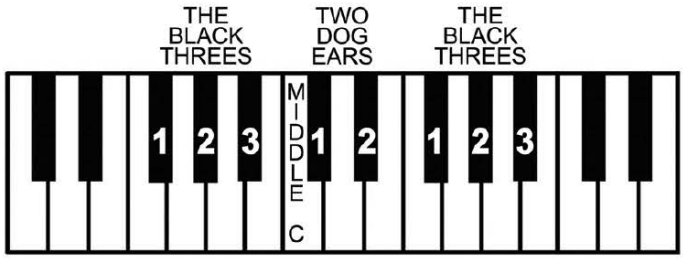



Play the above notes three times on your piano.

DO YOU KNOW?

find the rest that is the "twin" of the note in the first column

A. _____ 1.

B. _____ 2.

C. _____ 3.



Although Mayron Cole owns the copyright to this page, she is granting permission to copy it **only** under the following condition: Teachers and students may print this page at home, school, or at their local print shop; and teachers and students may download, view, copy and/or share this page digitally.

King of the North

©Mayron Cole

Not Fast



FREEPIANOMETHOD.COM
Although Mayron Cole owns the copyright to this page, she is granting permission to copy it **only** under the following condition: Teachers and students may print this page at home, school, or at their local print shop; and teachers and students may download, view, copy and/or share this page digitally.

(orchestrated accompaniment has a 2 measure count-in)



Although Mayron Cole owns the copyright to this page, she is granting permission to copy it **only** under the following condition: Teachers and students may print this page at home, school, or at their local print shop; and teachers and students may download, view, copy and/or share this page digitally.

The TOP number in the time signature tells you how many _____ (notes or beats) will be in each measure.

The BOTTOM number in the time signature tells you what type of note receives _____ (1 beat or 4 beats).

A "**4**" in the bottom of the time signature tells you that the _____ (whole note or quarter note) will receive one beat.

3
4

Look at the measures below. Place the correct number in each time signature:

1.



Tricky one! Can you do it?

2.





3.



F R E E P I A N O M E T H O D . C O M
Although Mayron Cole owns the copyright to this page, she is granting permission to copy it **only** under the following condition: Teachers and students may print this page at home, school, or at their local print shop; and teachers and students may download, view, copy and/or share this page digitally.

The
MAYRON COLE
PIANO METHOD



FUN SHEET

THE ICE SKATER©

1. Let's learn to draw the QUARTER REST.
It's EASY!

First, draw a SLANTED "**Z.**"

Then, add a little "**c.**"

AND, THERE IT IS:
THE **QUARTER REST**!

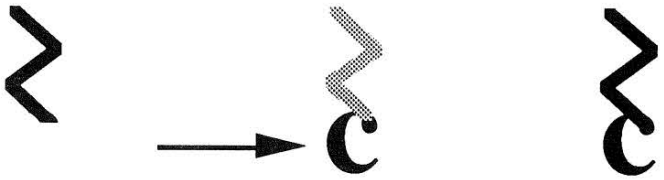

Now, YOU draw some QUARTER RESTS in the three measures below!

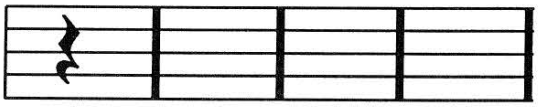

2. Here are a series of HALF RESTS and WHOLE RESTS. Under each HALF REST, write a "H"; under each WHOLE REST, write a "W." DON'T BE TRICKED, they look almost the same!

MEMORY HELPER:
Half looks like a "hat."





WHOLE looks like a "hole."

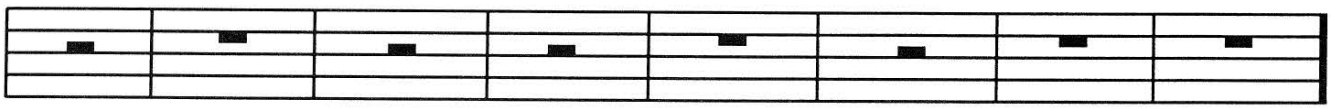

____ ____ ____ ____ ____ ____ ____ ____

Although Mayron Cole owns the copyright to this page, she is granting permission to copy it **only** under the following condition: Teachers and students may print this page at home, school, or at their local print shop; and teachers and students may download, view, copy and/or share this page digitally.

The Ice Skater

©Mayron Cole



F R E E P I A N O M E T H O D . C O M
Although Mayron Cole owns the copyright to this page, she is granting permission to copy it **only** under the following condition: Teachers and students may print this page at home, school, or at their local print shop; and teachers and students may download, view, copy and/or share this page digitally.

(orchestrated accompaniment has a 2 measure count-in)









Although Mayron Cole owns the copyright to this page, she is granting permission to copy it **only** under the following condition: Teachers and students may print this page at home, school, or at their local print shop; and teachers and students may download, view, copy and/or share this page digitally.