Step #2 – Repeat Patterns and Sequences Throughout

Patterns can be exact repeats of notes or rhythms, while sequences are not an exact repeat of the pattern. In a sequence a few notes or rhythms are changed. Perhaps the sequence is played on higher or lower tones, but everything else in that sequence mimics the pattern. Let's study Richard Shuckburgh's famous composition from 1770:

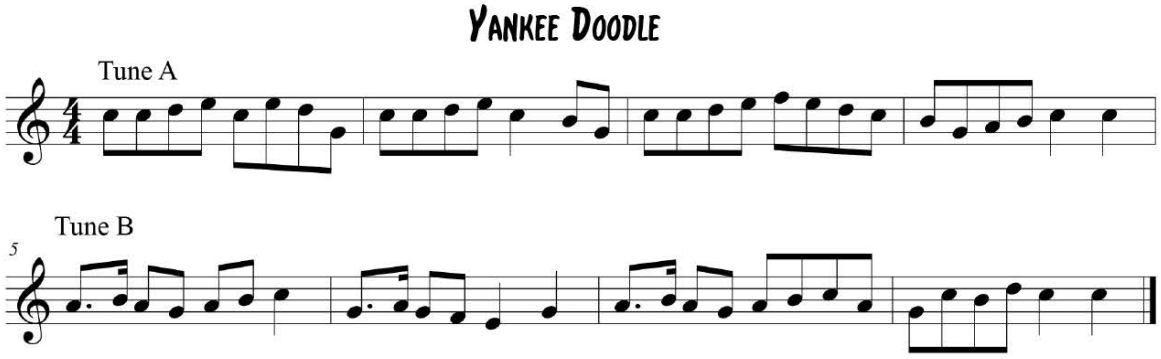



Compare M1, M2, and M3. The three measures begin with the same four tones: C, C, D, E. These tones are a Tone Pattern.

Look at the rhythms in M5, M6, and M7. The three measures begin with a dotted eighth/ sixteenth rhythm followed by two eighth notes. These rhythms form a rhythm pattern.

Look at the last measure of Tune A and the last measure of Tune B. Both of these measures used the same rhythms, but on different tones.

You want your music to have patterns and sequences throughout. This makes your composition cohesive. You can use patterns in the LH accompaniment and repeat those patterns in the RH melody and vice versa. If you use a unique rhythm somewhere in your composition, try to repeat that rhythm in some other place in your composition. You can repeat the rhythm with different tones if you like.

FREEPIANOMETHOD.COM
Although Mayron Cole owns the copyright to this page, she is granting permission to copy it **only** under the following condition: Teachers and students may print this page at home, school, or at their local print shop; and teachers and students may download, view, copy and/or share this page digitally.

Summer Roadtrip



1. In the above composition, the composer uses a melodic pattern throughout. How many times did the composer use the melodic pattern found in M2 and M3? _____ (3 or 4?)

2. A rhythm pattern was repeated throughout this composition. How many times do you see this rhythm: Dotted-Half Note + Eighth Note Triplet? _____ (3 or 4?)

3. How many times was the rhythm Quarter-Quarter-Eighth-Quarter-Eighth used? _____ (4 or 8?)

4. How many times was the rhythm Dotted-Half Note + Dotted Eighth/Sixteenth Note used? _____ (4 or 6?)

5. A sequence does not exactly duplicate the pattern. Look at the tones used in M3 and M5. There you see a pattern and sequence. _____ (Yes or No?)

6. Look at the tones used in M7 and M9. Is that also a pattern and a sequence? _____ (Yes or No?)

7. Look at the tones in M19 and M21. Is that another pattern and sequence? _____ (Yes or No?)



Answers: **1.** Four; **2.** Three; **3.** Eight; **4.** Four; **5.** Yes; **6.** Yes; **7.** Yes

FREEPIANOMETHOD.COM
Although Mayron Cole owns the copyright to this page, she is granting permission to copy it **only** under the following condition: Teachers and students may print this page at home, school, or at their local print shop; and teachers and students may download, view, copy and/or share this page digitally.

It is now your turn to revise your melodic line using patterns and sequences throughout:



F R E E P I A N O M E T H O D . C O M
Although Mayron Cole owns the copyright to this page, she is granting permission to copy it **only** under the following condition: Teachers and students may print this page at home, school, or at their local print shop; and teachers and students may download, view, copy and/or share this page digitally.