The
MAYRON COLE
PIANO METHOD



A Walk in the Woods

A Note from the Composer

While on a trip to Colorado, my husband and I spent some time in a campground that was next to a national forest. I thoroughly enjoyed early morning walks through the woods while listening to the wind blowing through the large fir trees and hearing the birds calling to each other. That's the effect I have tried to create in *Walk in the Woods*.

Mayron Cole

Legato Cross-Overs

Look at the RH in Measures 9, 10, and 11 below. You will notice that the RH is playing descending thirds for most of the measure. The phrase mark above these measures tells you to play the thirds in a legato manner. How can this be done? The composer suggests that you practice playing the notes below with the shown fingering.

But before you do, look at the third and fourth sets of thirds (below). On the third set, use fingers 1 and 3. Continue depressing finger 1 as fingers 3 and 5 move over the thumb and into position. Then, release finger 1. Repeat this fingering suggestion on the 7th set of thirds. On the 10th set of thirds, cross over finger 1 with fingers 2 and 4. This legato cross-over "trick" will come in handy if you should ever play the organ! (Organs have no sustaining pedal so all the sustaining must be done with one's fingers.)



FREEPIANOMETHOD.COM
Although Mayron Cole owns the copyright to this page, she is granting permission to copy it **only** under the following condition: Teachers and students may print this page at home, school, or at their local print shop; and teachers and students may download, view, copy and/or share this page digitally.

A Walk in the Woods

(orchestrated accompaniment has a 2 measure count-in)



(wedding music)

Mayron Cole

Moderato (♩ = c. 108)



Although Mayron Cole owns the copyright to this page, she is granting permission to copy it **only** under the following condition: Teachers and students may print this page at home, school, or at their local print shop; and teachers and students may download, view, copy and/or share this page digitally.



FREEPIANOMETHOD.COM
Although Mayron Cole owns the copyright to this page, she is granting permission to copy it **only** under the following condition: Teachers and students may print this page at home, school, or at their local print shop; and teachers and students may download, view, copy and/or share this page digitally.

37

8va

rit. & cresc.

f
a tempo

41

8va

5 5 5
3 3 3
4
2

45

poco rit.

a tempo

49

5 5
3 3

51

8va

5 2 4
3 1 2



Although Mayron Cole owns the copyright to this page, she is granting permission to copy it **only** under the following condition: Teachers and students may print this page at home, school, or at their local print shop; and teachers and students may download, view, copy and/or share this page digitally.

Unusual Scales
Whole Tone Scales

Whole tone scales are exactly what the title implies: there is a whole step between each tone in the scale. There are only six tones in a whole tone scale! And here's the good news: THERE ARE ONLY TWO WHOLE TONE SCALES! One is built on C and the other is built on B. Yea!

Whole tone scales are often used in improvisational jazz. You might not ever play a composition written with whole tone scales, but you need to know what the scales are and how to identify them. There are no leading tones in the two whole tone scales. So there is no real feeling of being in a certain "key".



Fun knowledge: If you play these two augmented chords, you are using every tone of the whole tone scale built on C:



Below are the two WHOLE TONE SCALES. The first scale starts and ends on C. All keys are white except for the BLACK THREES! Easy!



The second WHOLE TONE SCALE starts and ends on B. All the keys are white except for the TWO BLACK DOG EARS! Hip! Hip! Hooray!



Although Mayron Cole owns the copyright to this page, she is granting permission to copy it **only** under the following condition: Teachers and students may print this page at home, school, or at their local print shop; and teachers and students may download, view, copy and/or share this page digitally.

Unusual Scales
Gypsy Scales

There are several Gypsy scales that are used in Gypsy music.

The Minor Gypsy Scale:



You notice in the above scale that it is the exact same scale as a natural minor scale, except the fourth tone (degree) is raised.

The Spanish Gypsy Scale:



You will notice the above scale uses all the white keys on the piano from E up to E, but G is sharpened.



Mayron Cole realizes that you might not ever play compositions that use these unusual scales, but she wants you to know what these scales are if you should ever encounter them in future years.

Although Mayron Cole owns the copyright to this page, she is granting permission to copy it **only** under the following condition: Teachers and students may print this page at home, school, or at their local print shop; and teachers and students may download, view, copy and/or share this page digitally.