The MAYRON COLE PIANO METHOD

Sing Noel! Sing!

A Note from the Composer

Several years ago, my husband and I attended a celebration-weekend at the Southern Baptist Seminary in Kentucky. We were honoring the work of a retiring professor whose last name was "Edge". Part of the weekend's festivities was the premier of a new orchestral work written especially for Professor Edge. Waiting for the seminary orchestra to begin the concert, I whispered to my husband that the music should do the obvious and follow an

E - D - G - E

theme. But, it did not! What a wasted opportunity, I thought. So I immediately found a piano in the music department and sat down and composed Sing Noel! Sing! Look at the first measures of Sing Noel! Sing! Do you see the E-D-G-E theme?

Mayron Cole



Analyzing Sing Noel! Sing!

The key signature of Sing Noel! Sing! is one sharp, so it looks as if the composition is in G major. But look at the lowest note at the end of the piece. What note does this piece end on? _____ (E or G?). How can this be?

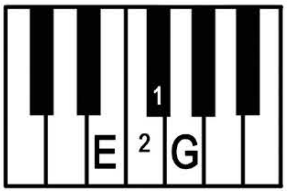

REMEMBER:
a minor third has two keys (counting black keys and white keys) between the two played keys.

Sing Noel! Sing! is written in a relative minor. This relative minor uses the same key signature as G Major. How do you find the relative minor scale of a major scale? Go down a minor 3rd from the tone note (tonic note) of the major scale and you will find the tone note of the relative minor scale that uses the same key signature. In this case, down a minor third from G is E. G major and E minor both use the key signature of one sharp.

Although Mayron Cole owns the copyright to this page, she is granting permission to copy it **only** under the following condition: Teachers and students may print this page at home, school, or at their local print shop; and teachers and students may download, view, copy and/or share this page digitally.

Great Tip! Every major scale has a relative minor scale that uses the same key signature. To decide if you are going to be playing a composition in a major or minor key, always look at the last measure of the composition; then look at the lowest note in the L.H.

Chart of Sharps

On the left is the name of the major scale. Write the name of the sharped notes in that scale's key signature in the blanks on the right.

C - ____

G - ____#

D - ____# ____#

A - ____# ____# ____#

E - ____# ____# ____# ____#

B - ____# ____# ____# ____# ____#

F# - ____# ____# ____# ____# ____# ____#

C# - ____# ____# ____# ____# ____# ____# ____#



Find the Relative Minor Scale

Using the above Chart of Sharps, find the relative minor scale that uses the same key signatures as its relative major. Be aware that some of the minor scales will require a sharped note for a tonic note.

No sharps or flats:	__C__ Major	or	__A__ minor	(down a minor third from C)
One sharp:	_____ Major	or	_____ minor	
Two sharps:	_____ Major	or	_____ minor	
Three sharps:	_____ Major	or	_____ minor	
Four sharps:	_____ Major	or	_____ minor	
Five sharps:	_____ Major	or	_____ minor	
Six sharps:	_____ Major	or	_____ minor	
Seven sharps:	_____ Major	or	_____ minor	

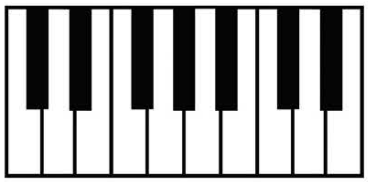

Why is this knowledge useful? Often, the composer will move easily between the major and relative minor scale when composing music. Why? Because the key signature does not change! It's an easy transition back and forth. YOU may want to write music someday and all of these tips will come in handy!

Although Mayron Cole owns the copyright to this page, she is granting permission to copy it **only** under the following condition: Teachers and students may print this page at home, school, or at their local print shop; and teachers and students may download, view, copy and/or share this page digitally.

Fun With Rhythms!

Sing Noel! Sing! is in 6/8 or compound rhythm (triplet rhythm). Below are some rhythms you will encounter in Sing Noel! Sing! Write the counts below the notes in each staff. You may count with triplet sounds (1 + a 2 + a) or with numbers (1 2 3 4 5 6) Either way is correct. ***But be aware, most band directors and choir directors will want you to count 6/8 rhythm as two triplets per measure.***



Here's how to count the rhythm in measure 11:
When 8th notes are sub-divided into 16th notes, it's easier to count the rhythm with numbers. You may switch back to triplet sounds afterwards. With your class, count aloud the rhythm shown in measure 11.



A Quick Review of Information



Find a definition in the Right Column for each term in the Left Column.

1. Half pedaling ___	a. Beat broken into three parts
2. Phrase marks___	b. Hold the note or rest a little longer
3. mm___	c. Play notes with RH
4. Forte___	d. Legato pedaling
5. Fermata___	e. Initials that stand for Maezel's metronome
6. Compound Rhythms___	f. Long curved lines that tell you to "play legato"
7. Triplet___	g. Play loudly
8. RH___	h. 3/8; 6/8; 9/8 or 12/8 rhythms

Although Mayron Cole owns the copyright to this page, she is granting permission to copy it **only** under the following condition: Teachers and students may print this page at home, school, or at their local print shop; and teachers and students may download, view, copy and/or share this page digitally.

Sing Noel! Sing!

(orchestrated accompaniment has a 2 measure count-in)

Mayron Cole



F R E E P I A N O M E T H O D . C O M
Although Mayron Cole owns the copyright to this page, she is granting permission to copy it **only** under the following condition: Teachers and students may print this page at home, school, or at their local print shop; and teachers and students may download, view, copy and/or share this page digitally.



Although Mayron Cole owns the copyright to this page, she is granting permission to copy it **only** under the following condition: Teachers and students may print this page at home, school, or at their local print shop; and teachers and students may download, view, copy and/or share this page digitally.

37

mf

4 2 1

4 2 1

cresc. & poco rit.

41

f *mp*

a tempo

45

cresc. & rit.

5 2 3 1 2

Ped.

R.H.

L.H.

ff

sfz



FREEPIANOMETHOD.COM
Although Mayron Cole owns the copyright to this page, she is granting permission to copy it **only** under the following condition: Teachers and students may print this page at home, school, or at their local print shop; and teachers and students may download, view, copy and/or share this page digitally.

Review! What is a Whole Step?

Whole steps have one key (black or white) between two depressed keys. Example: A up to B is a whole step because only one black key (B♭) is between the two depressed keys. E to F♯ is a whole step because white key F is between the two depressed keys.

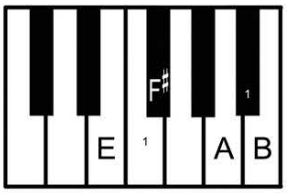



1. Below are some whole notes. Write a note a WHOLE STEP BELOW the given note — use sharps or flats where needed:



Diatonic Half-Steps!
What Does "Diatonic" Mean?

You know that "dia" means "two". And you know that "tonic" means "tone". So "diatonic" means two tones or two notes that use two different letter names. Like this: G to A♭ is a diatonic half-step because two letter names are used: G and A. G to G♯ is a half-step also, but it cannot be classified as diatonic.

2. Place a note on the next line or space that is a DIATONIC HALF-STEP HIGHER than the given note — use sharps or flats where needed:



Although Mayron Cole owns the copyright to this page, she is granting permission to copy it **only** under the following condition: Teachers and students may print this page at home, school, or at their local print shop; and teachers and students may download, view, copy and/or share this page digitally.