The MAYRON COLE PIANO METHOD

To a Wild Rose

1. *To a Wild Rose* is written in _____ (F♯ Major or A Major?)

2. What are the three sharps that you see in the key signature? ___ ___ ___

3. You know that *To a Wild Rose* is written in A Major. What is the parallel minor scale's key signature? Clue: The parallel minor scale is built on A. Think *up* a minor 3rd from A. What is the key a minor 3rd up from A? _____(E or C?) A minor uses C's key signature. What is that key signature?_____(4 sharps or 0 sharps/flats)

4. Look at M. 37 below: The LH indicates a ninth to be played (from low A to above staff B). Most pianists cannot reach a ninth. So what to do? Play these notes as a broken chord. Put LH finger #2 on the E as you are breaking the chord. (shown below) Try to sustain the E and the above staff B for the entire measure as indicated in the music.







Although Mayron Cole owns the copyright to this page, she is granting permission to copy it **only** under the following condition: Teachers and students may print this page at home, school, or at their local print shop; and teachers and students may download, view, copy and/or share this page digitally.

To a Wild Rose

(orchestrated accompaniment has a 2 measure count-in)



(wedding music)

Edward MacDowell

F R E E P I A N O M E T H O D . C O M
Although Mayron Cole owns the copyright to this page, she is granting permission to copy it **only** under the following condition: Teachers and students may print this page at home, school, or at their local print shop; and teachers and students may download, view, copy and/or share this page digitally.



Una Corda

Although Mayron Cole owns the copyright to this page, she is granting permission to copy it **only** under the following condition: Teachers and students may print this page at home, school, or at their local print shop; and teachers and students may download, view, copy and/or share this page digitally.

About the Composer...

Edward MacDowell (1860-1908)

Edward MacDowell was born in New York City. As a child, MacDowell began piano lessons with a pianist who was living with his parents at the time. When MacDowell was seventeen, his family moved to Paris, France and MacDowell was enrolled at the Paris Conservatory. He then moved to Frankfurt, Germany where he continued his music and composition education. In 1879, Franz Liszt visited the German music school and MacDowell performed some of his own compositions for the great Liszt.

When MacDowell was twenty-four, he married one of his piano students, Marian Nevins. She was an American studying piano in Germany. The MacDowells settled in Frankfurt and MacDowell devoted his time to composing. But in 1888, because of money problems, the MacDowells moved back to the United States. The MacDowells lived in Boston and Edward accepted a position as professor of music at Columbia University. In 1896, Marian MacDowell purchased Hillcrest Farm in New Hampshire as a peaceful place where MacDowell could go and unwind. MacDowell's creativity flourished in the beautiful pastoral setting.

In 1904, MacDowell was one of the first seven people chosen for membership in The American Academy of Arts and Letters. But a terrible tragedy also occurred in 1904. MacDowell was run over by a Hansom cab (a horse-drawn buggy). After that accident, MacDowell quit composing and dementia set in. His mind became that of a little child. Friends launched a public appeal to raise money for his care. Among those who helped financially were Andrew Carnegie, J P Morgan, and former president, Grover Cleveland.

Marian and Edward had long dreamed of establishing a colony where creative people could come for extended stays and—create! Marian founded the MacDowell Colony in 1907 by deeding Hillcrest Farm to the Edward MacDowell Association. She led the Association and the MacDowell Colony for more than twenty-five years. She created a large endowment fund for the Colony by resuming her career as a performing pianist.



Marian MacDowell cared for her husband until the end of his life in 1908. He was buried at Hillcrest Farm.

Today, creative people from all over the world can apply to MacDowell Colony for a residency and can go to that farm and stay for eight weeks. For more information on the MacDowell Colony, go to www.macdowellcolony.com

Although Mayron Cole owns the copyright to this page, she is granting permission to copy it **only** under the following condition: Teachers and students may print this page at home, school, or at their local print shop; and teachers and students may download, view, copy and/or share this page digitally.

Minor Circle of Fifths

1. It's time to learn the Minor Circle of Fifths. It's not that difficult. First, let's review the Major Circle of Fifths. Here is the Major Circle of Fifths again without the little ditty that you have recited many times: C♯ F♯ B E A D G C F B♭ E♭ A♭ D♭ G♭ C♭

The Major Circle of Fifths starts and ends on ____(C or D?)

You see in the above Major Circle of Fifths that eight letters have sharps or flats before them. Pattern of Fifths: B E A D G C F over and over

The above is the **same** pattern of fifths in which the flats are identified on the staff. Say the pattern of fifths backwards and that is the order in which sharps are identified on the staff. But of course, you already know this!

2. For the minor circle of fifths, repeat the above pattern of fifths but start and end the pattern on an "a". We'll use lower case letters to denote minor scales; like this:

a d g c f b e a d g c f b e a

3. The minor Circle of Fifths is shown again below. But this time, the author placed a sharp sign after the first five letters; then placed a flat sign after the last three letters. Like this:

a♯ d♯ g♯ c♯ f♯ b e a d g c f b♭ e♭ a♭

You try writing the Minor Circle of Fifths from memory. The first and last letters have been done for you. Try not to look at the answer above. Here you go:

a♯ ___ ___ ___ ___ ___ ___ ___ ___ ___ ___ ___ ___ ___ a♭

Although Mayron Cole owns the copyright to this page, she is granting permission to copy it **only** under the following condition: Teachers and students may print this page at home, school, or at their local print shop; and teachers and students may download, view, copy and/or share this page digitally.

Let's Review...

Major Circle of Fifths:

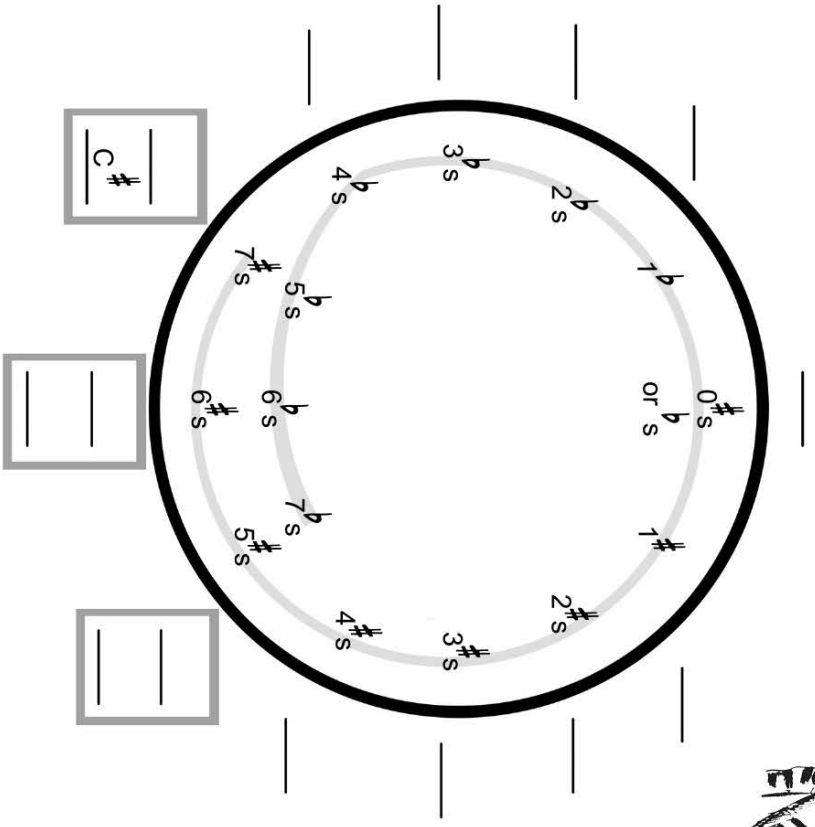



Minor Circle of Fifths

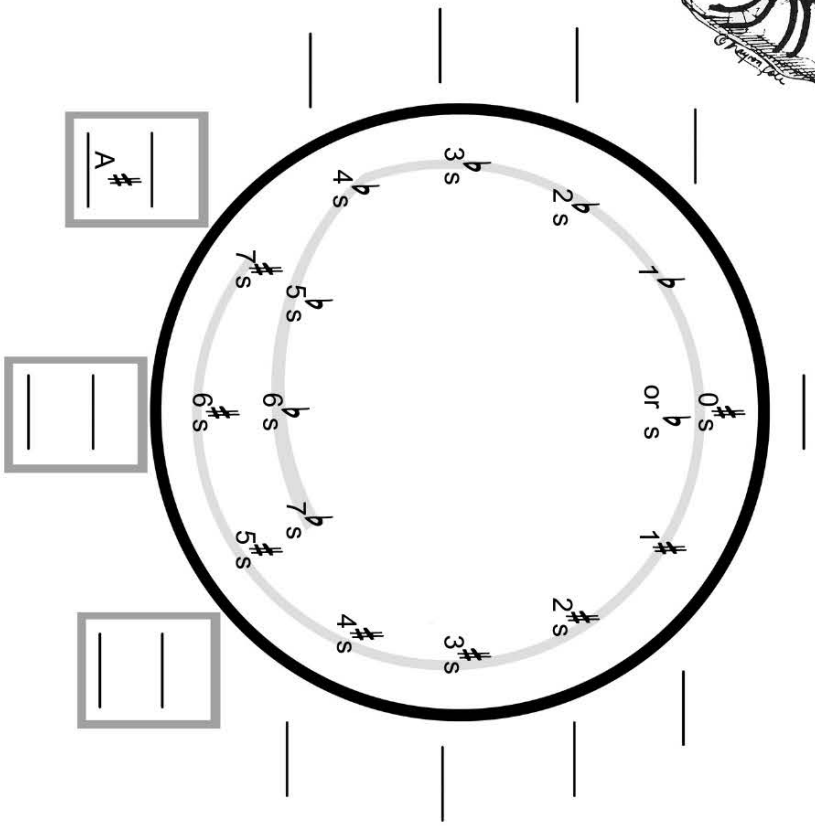

F R E E P I A N O M E T H O D . C O M
Although Mayron Cole owns the copyright to this page, she is granting permission to copy it **only** under the following condition: Teachers and students may print this page at home, school, or at their local print shop; and teachers and students may download, view, copy and/or share this page digitally.

The Three Pedals And What They Do!

Many pianos have three pedals. But what are they for?

Pedal 1: You know that the Left Pedal is also known as the "soft-pedal". Its Italian name is "*una corda*" which means "first pedal".

Pedal 2: This is the *sustanuto* or "sustain" pedal. Musicians jokingly refer to Pedal 2 as the "mystery pedal" because it is rarely used. But here's how it works: the pianist plays a bass clef note or chord and then immediately depresses the sustanuto pedal. The bass clef note or chord continues to hold (sustain) while the pianist plays higher notes that do **not** sustain. The sustanuto pedal is often used with Pedal 3. In Level 9B of The Mayron Cole Piano Method, you will study Debussy's Clair de Lune in which the sustanuto pedal is used.

Pedal 3: You've been using Pedal 3 (the right pedal) since Level 1A of The Mayron Cole Piano Method. Pedal 3 is the damper pedal. Its Italian name is "*tres corda*" which means "third pedal". It also sustains notes but releases the tones when the pedal is released.



In To a Wild Rose on page 137, look under M. 49 and you see "*una corda*". Which pedal will you depress? _____(Pedal 1 or Pedal 3)

Although Mayron Cole owns the copyright to this page, she is granting permission to copy it **only** under the following condition: Teachers and students may print this page at home, school, or at their local print shop; and teachers and students may download, view, copy and/or share this page digitally.