The MAYRON COLE PIANO METHOD

Summer Love

A note from the composer:

My husband Bill and I have been married for many years. One year on our wedding anniversary, I realized late in the afternoon that I had forgotten to purchase an anniversary card or small gift for Bill. He always remembers me! So, I sat down at the piano and quickly composed Summer Love for him. I rolled the staff paper into a scroll and tied it with a pretty silk ribbon. That night, I played Summer Love for him and he was thrilled! He says it was the best present he's ever received. This composition has been a long-time favorite of my students. I hope you enjoy it also.

Mayron Cole



Mayron and Bill, 1960

FREEPIANOMETHOD.COM
Although Mayron Cole owns the copyright to this page, she is granting permission to copy it **only** under the following condition: Teachers and students may print this page at home, school, or at their local print shop; and teachers and students may download, view, copy and/or share this page digitally.

1. The first measure of Summer Love is in A minor. But the music moves to C Major in M.5. This transition from A minor to C Major is a smooth and easy one.

Why?_____

(a) Both scales use the same key signature

(b) Okay, you know the answer is (a), don't you?

2. You have studied chords many times throughout the various levels of The Mayron Cole Piano Method. A three-note chord, called a _____ (triangle or triad) may be played three different ways or in three different positions: root position, 1st inversion, 2nd inversion. _____(yes or no).

3. Below are some triad chords in the three positions: root position; 1st inversion; 2nd inversion. But how can you quickly identify the three positions of the chords? Here's how: Root position is easy to identify because all the notes are line notes or all the notes are space notes. The note on the *bottom* is the name of the chord that is in root position. Write an "R" under each root position chord below. Color in the root note.



_____ _____ _____ _____

4. Inversions are easy to identify because they are made of a third and a fourth stacked atop each other. Look again at the inverted chords below. If you see one note alone at the top of the "big space", the chord is in 1st inversion; if you see two notes alone at the top of the "big space", the chord is in 2nd inversion. Write a "1st" under the first inversion chords; write a "2nd" under the second inversion chords below.

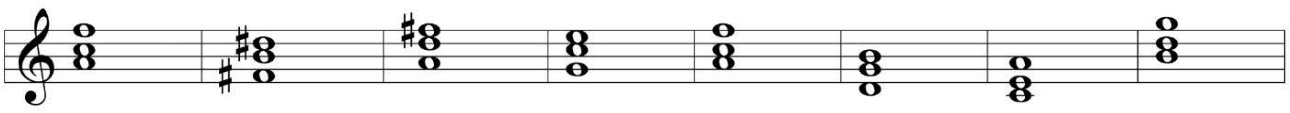

___ ___ ___ ___ ___ ___ ___ ___

Although Mayron Cole owns the copyright to this page, she is granting permission to copy it **only** under the following condition: Teachers and students may print this page at home, school, or at their local print shop; and teachers and students may download, view, copy and/or share this page digitally.

MORE ABOUT INVERSIONS



Now that you can easily identify 1st and 2nd inversion chords, it's time to identify the root note of the inversions. Here's how to do it: as you know, the inverted chord is made of a third and fourth stacked atop each other. The note at the *top* of the fourth is the root note of the inverted chord! How easy!

5. Here are some inverted chords. On the line below each chord name the **root** note of each chord: (Remember, it's the note at the *top* of the fourth.) The first one has been done for you.



6. The following major triads are in root position, 1st inversion, or 2nd inversion. On the line below the staff, name the **root** of each triad. The first has been done as an example for you.



Although Mayron Cole owns the copyright to this page, she is granting permission to copy it **only** under the following condition: Teachers and students may print this page at home, school, or at their local print shop; and teachers and students may download, view, copy and/or share this page digitally.



Summer Love

for Bill, the love of my life

(orchestrated accompaniment has a 2 measure count-in)



(wedding music)

Mayron Cole

Moderato / With Feeling (♩ = 96)









Although Mayron Cole owns the copyright to this page, she is granting permission to copy it **only** under the following condition: Teachers and students may print this page at home, school, or at their local print shop; and teachers and students may download, view, copy and/or share this page digitally.



FREEPIANOMETHOD.COM
Although Mayron Cole owns the copyright to this page, she is granting permission to copy it **only** under the following condition: Teachers and students may print this page at home, school, or at their local print shop; and teachers and students may download, view, copy and/or share this page digitally.



Although Mayron Cole owns the copyright to this page, she is granting permission to copy it **only** under the following condition: Teachers and students may print this page at home, school, or at their local print shop; and teachers and students may download, view, copy and/or share this page digitally.