The
MAYRON COLE PIANO METHOD

FUN SHEET

DAYDREAMS©



1. The **KEY SIGNATURE** of **DAYDREAMS** is three _____.
   (sharps or flats?)

2. What are the **FIRST THREE FLATS** in correct order?
   _____♭ _____♭ _____♭

3. What **MAJOR SCALE** has **THREE FLATS** in its **KEY SIGNATURE**? _____
   (E♭ Major or A♭ Major?)

   Turn to the **LAST MEASURE** of **DAYDREAMS** on page 92.
   What is the note in the **LOW CLEF?** _____
   (E♭ or A♭?)
   What is the note in the **HIGH CLEF?** _____
   (E♭ or A♭?)

4. The **LEFT HAND** begins **DAYDREAMS** by playing in the **TREBLE CLEF.** _____
   (yes or no?)

5. The **LEFT HAND** plays an **INTERVAL PATTERN** in measures 1 through 10 on page 89. These **INTERVALS** are written below in **WHOLE NOTES** for easy reading. Write the letter names below these notes. Then, play the patterns three times!



Now, turn to page 89 and play measures 1 through 10, L.H. only! Easy?

FREEPIANOMETHOD.COM
Although Mayron Cole owns the copyright to this page, she is granting permission to copy it **only** under the following condition: Teachers and students may print this page at home, school, or at their local print shop; and teachers and students may download, view, copy and/or share this page digitally.

CREATED BY
MAYRON COLE

DAYDREAMS

*(written for Victoria's contest piece - she **WON**!)*

© Mayron Cole



CF = CHANGE FINGERS.
CO = CROSS OVER.

FREEPIANOMETHOD.COM
Although Mayron Cole owns the copyright to this page, she is granting permission to copy it **only** under the following condition: Teachers and students may print this page at home, school, or at their local print shop; and teachers and students may download, view, copy and/or share this page digitally.

(orchestrated accompaniment has a 2 measure count-in)



Although Mayron Cole owns the copyright to this page, she is granting permission to copy it **only** under the following condition: Teachers and students may print this page at home, school, or at their local print shop; and teachers and students may download, view, copy and/or share this page digitally.



FREEPIANOMETHOD.COM
Although Mayron Cole owns the copyright to this page, she is granting permission to copy it **only** under the following condition: Teachers and students may print this page at home, school, or at their local print shop; and teachers and students may download, view, copy and/or share this page digitally.



Although Mayron Cole owns the copyright to this page, she is granting permission to copy it **only** under the following condition: Teachers and students may print this page at home, school, or at their local print shop; and teachers and students may download, view, copy and/or share this page digitally.

More Great Information!



6. In measure 5, page 89, (and elsewhere!) you see this:



Circle the **TWO RIGHT-HAND NOTES** in this measure.

Both R.H. notes are _____.
(B♭'s or D's?)

What does the above mean?

Your **RIGHT HAND** plays the "stem up" notes.
Your **LEFT HAND** plays the "stem down" notes.

HELPFUL TIP: When both hands are playing in the **SAME STAFF**,
STEM UP means **RIGHT HAND**.
STEM DOWN means **LEFT HAND**.

7. In measures 11, 19, and 20, your **LEFT HAND** plays a small **CHROMATIC SCALE** - written here in **WHOLE NOTES** for easy reading. Write the letter names below the notes. Then, play each measure THREE TIMES and once more for your teacher.

USE CORRECT FINGERING, please!

Yes, these are L.H. notes!



Letter Name: ___ ___ ___ ___ ___ ___ ___ ___ ___ ___ ___ ___

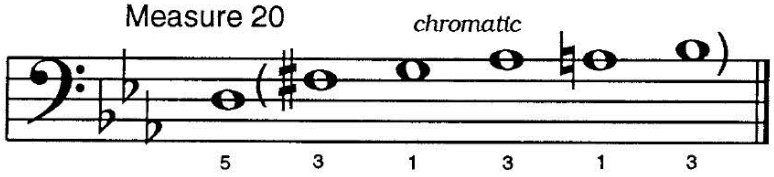

___ ___ ___ ___ ___ ___.

FREEPIANOMETHOD.COM
Although Mayron Cole owns the copyright to this page, she is granting permission to copy it **only** under the following condition: Teachers and students may print this page at home, school, or at their local print shop; and teachers and students may download, view, copy and/or share this page digitally.

The
MAYRON COLE PIANO METHOD



FUN SHEET

DAYDREAMS©

1. The **LEFT HAND** plays an interesting little part in measures 27 and 28 on page 91.

   The notes are written below in **WHOLE NOTES** for easy reading.

   Write the letter names below the notes. Then, **PLAY THEM** three times. Next, play the measures for your teacher.

   PLEASE USE CORRECT FINGERING !!!!

Measure 27 Measure 28



Letter Name: _____ _____ _____ _____ _____ _____ _____ _____ _____ _____ _____ _____.

WAS THAT EASY?
How well did you do? _____

2. In measure 28, the **RIGHT HAND** also plays a fun, little combination part **WITH** the **LEFT HAND**.

   Practice this measure **MANY** times until you can easily play it.

   Then, ask your teacher to watch you play measure 28!

Measure 28

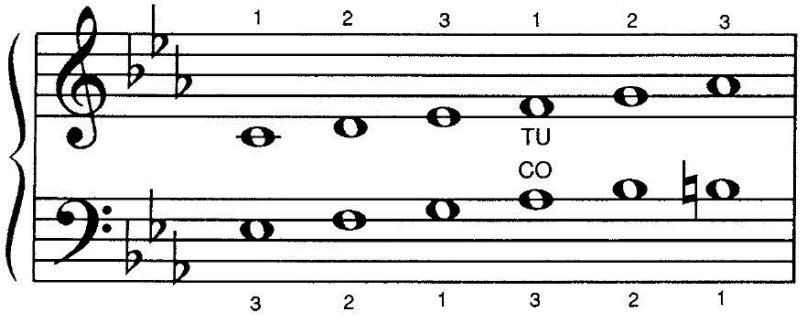

LOOK AT THE ABOVE. Can you **CROSS OVER** and **TUCK UNDER** at the **SAME TIME?**_____

Although Mayron Cole owns the copyright to this page, she is granting permission to copy it **only** under the following condition: Teachers and students may print this page at home, school, or at their local print shop; and teachers and students may download, view, copy and/or share this page digitally.



3. The **LEFT HAND** plays a "rocking" pattern from measure 13 to the end of the composition.

Below are some of the **LEFT-HAND "ROCKING NOTES."**

Write the letter names below these notes.

Play each **PATTERN** three times. Then, play the **PATTERNS** without stopping in between.

Do you see that **FINGER #2** plays the **SECOND NOTE** in each pattern? _____
(yes or no?)

PATTERN #1

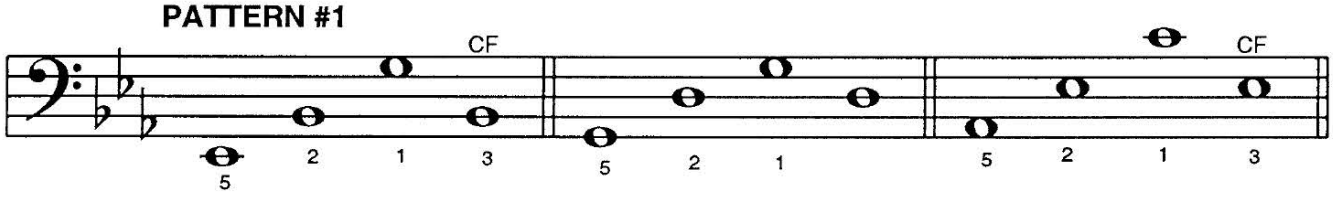

Letter Name: ___ ___ ___ ___ ___ ___ ___ ___ ___ ___ ___ ___

PATTERN #2

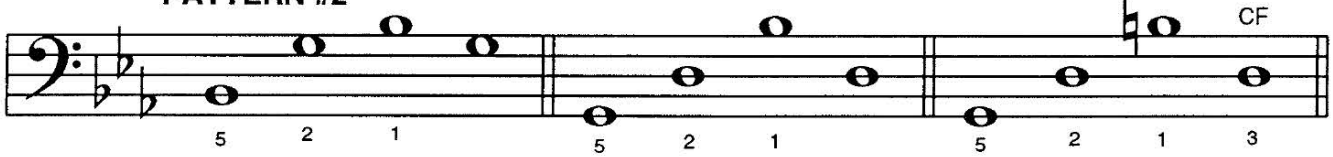

___ ___ ___ ___ ___ ___ ___ ___ ___ ___ ___ ___

PATTERN #3

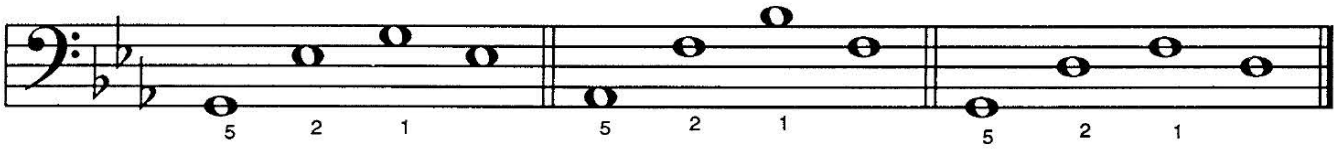

___ ___ ___ ___ ___ ___ ___ ___ ___ ___ ___ ___.

After you are proficient at the above, turn to **MEASURE 13** on page 90 and play only the **LEFT-HAND PART** to the end of the composition. **HOW WELL DID YOU DO?** _____

F R E E P I A N O M E T H O D . C O M
Although Mayron Cole owns the copyright to this page, she is granting permission to copy it **only** under the following condition: Teachers and students may print this page at home, school, or at their local print shop; and teachers and students may download, view, copy and/or share this page digitally.