The
MAYRON COLE
PIANO METHOD

FUN SHEET

BROWN LEAVES©

1. The **LEFT HAND** plays only **TWO PATTERNS** in **BROWN LEAVES.** These two patterns may be played in different octave positions on the keyboard, but they are still the same patterns!

Pattern #1 *Pattern #2*



Write the letter names below these notes. When you go to the keyboard, play each pattern **THREE TIMES** and once more for your teacher.



2. **BROWN LEAVES'** key signature is _____flats.
(2 or 4 ?)
What are these flats? _____

3. **TWO SCALES** share the **SAME** key signature of **TWO FLATS.**
These two scales are:
B-flat major
and
G minor.
Which of these two scales was used to write **BROWN LEAVES?**
_____
(B-flat major or G minor?)

Give up? Look at the **LAST MEASURE** of **BROWN LEAVES** on page 56**.** What is the **HIGHEST NOTE** in that measure? _____
(G or B♭?)

What is the **LOWEST NOTE** in that measure? _____
(G or B♭?)

4. TURN THIS PAGE UPSIDE DOWN FOR AN IMPORTANT TIP!

Most compositions end on the **TONE NOTE** or **KEYNOTE** of the scale in which they were written! Always check the **LOWEST NOTE** of the last measure of every piece that you play to help you decide if the composition is written with a **MAJOR SCALE** or with a **MINOR SCALE!**

Although Mayron Cole owns the copyright to this page, she is granting permission to copy it **only** under the following condition: Teachers and students may print this page at home, school, or at their local print shop; and teachers and students may download, view, copy and/or share this page digitally.

CREATED BY
MAYRON COLE

BROWN LEAVES

© Mayron Cole



FREEPIANOMETHOD.COM
Although Mayron Cole owns the copyright to this page, she is granting permission to copy it **only** under the following condition: Teachers and students may print this page at home, school, or at their local print shop; and teachers and students may download, view, copy and/or share this page digitally.

(orchestrated accompaniment has a 2 measure count-in)



Although Mayron Cole owns the copyright to this page, she is granting permission to copy it **only** under the following condition: Teachers and students may print this page at home, school, or at their local print shop; and teachers and students may download, view, copy and/or share this page digitally.



FREEPIANOMETHOD.COM
Although Mayron Cole owns the copyright to this page, she is granting permission to copy it **only** under the following condition: Teachers and students may print this page at home, school, or at their local print shop; and teachers and students may download, view, copy and/or share this page digitally.



Although Mayron Cole owns the copyright to this page, she is granting permission to copy it **only** under the following condition: Teachers and students may print this page at home, school, or at their local print shop; and teachers and students may download, view, copy and/or share this page digitally.



5. **BROWN LEAVES** was written in the "key" of or "scale" of **G HARMONIC MINOR.** The **G-HARMONIC MINOR SCALE** is used several times in **BROWN LEAVES** —played with the **RIGHT HAND.**

The **G-HARMONIC MINOR SCALE** is easy!

REMEMBER: PLAY every "**G**" and "**C**" with your **R.H. THUMB!**

Watch out for the **BLACK MOUNTAIN KEYS (BMK)** of **E♭** and **F♯!**

BELOW is the **G-HARMONIC MINOR SCALE** written with **WHOLE NOTES.** Play it several times. Pay close attention to the correct fingering. You might like to play the scale aloud with your **PIANO CLASS :** count to "4" on each **WHOLE NOTE.**

PRACTICE!!



6. The **G-HARMONIC MINOR SCALE** written in **BROWN LEAVES** has some fancy rhythm added to it — plus a fun little "back-up" on the last two notes of the scale. Here's the way that the **G-HARMONIC MINOR SCALE** appears in measures 20, 21, & 22 on page 54.
(It's also played in a **LONGER VERSION** in measures 42,43, 44, 45, & 46 on page 56!)

Play the scale below with **CORRECT RHYTHM**! Remember to count:



Counts: 1 + 2 3 4 + 5 6.

NOW, YOU'RE READY FOR THE FANCY VERSION:



TU = TUCK UNDER.

BMK = BLACK MOUNTAIN KEYS.

F R E E P I A N O M E T H O D . C O M
Although Mayron Cole owns the copyright to this page, she is granting permission to copy it **only** under the following condition: Teachers and students may print this page at home, school, or at their local print shop; and teachers and students may download, view, copy and/or share this page digitally.

The
MAYRON COLE PIANO METHOD



FUN SHEET

BROWN LEAVES©

A. There are many **BROKEN CHORDS** in **BROWN LEAVES**. These **BROKEN CHORDS** are written as **GRACE NOTES** followed by a **MAIN NOTE.**

PLEASE STUDY THE EXAMPLES BELOW!

First, see how the grace notes/main notes are written in **BROWN LEAVES**; then, observe how they are really played when you add the **LEFT-HAND NOTES**.

You will see grace notes/main notes written like this in many compositions throughout your music career. Please learn **NOW** how to play them correctly!

Remember: One of the main purposes of **THE MAYRON COLE PIANO METHOD** © is to try to show you some of the little problems that you might encounter in other music — and how to solve them!



WRITE the letter names under the grace notes/ main notes. **THEN, PLAY** the "played" measure 3 times. Later play the measure once for your teacher!



CAN YOU DO IT?

Although Mayron Cole owns the copyright to this page, she is granting permission to copy it **only** under the following condition: Teachers and students may print this page at home, school, or at their local print shop; and teachers and students may download, view, copy and/or share this page digitally.



B. FUN WITH RHYTHM!

1. The **TOP NUMBER** of the _____**SIGNATURE**
   (key or time?)
   tells you how many **BEATS** are in each measure.

2. The **BOTTOM NUMBER** tells you what type of note receives _____beat(s).
   (1 or 8?)

3. **DRAW AN EIGHTH NOTE:_____. DRAW AN EIGHTH REST:_____.**

4. These rhythms are played in **BROWN LEAVES.** Write the counts under each note and each rest to which the count belongs.

FIRST, study this example:



Counts: 1 + 2 3 4 +5 6 1 2 3 4 5 6.



Counts:_____



_____.

C. DO YOU KNOW ?

1. 8va written **ABOVE** notes means to play them _____octave(s) higher.
   (1 or 2?)
2. 15ma written **ABOVE** notes means to play them _____octave(s) higher.
   (1 or 2?)
3. **BOTH HANDS** are playing in the _____clef staff at the beginning of **BROWN LEAVES.**
   (bass or treble?)

F R E E P I A N O M E T H O D . C O M
Although Mayron Cole owns the copyright to this page, she is granting permission to copy it **only** under the following condition: Teachers and students may print this page at home, school, or at their local print shop; and teachers and students may download, view, copy and/or share this page digitally.

The
MAYRON COLE PIANO METHOD

FUN SHEET ©

ACCIDENTALS !!

1. UNUSUAL ACCIDENTALS THAT YOU MAY ENCOUNTER IN ADVANCED MUSIC!



X

DOUBLE SHARP SIGN
(Raises a note a **WHOLE STEP**!)

DOUBLE FLAT SIGN
(Lowers a note a **WHOLE STEP**!)

CANCELING A DOUBLE SHARP SIGN! (Note goes back to being **SHARPED** only once!)

CANCELING A DOUBLE FLAT SIGN! (Note goes back to being **FLATTED** only once!)

Although Mayron Cole owns the copyright to this page, she is granting permission to copy it **only** under the following condition: Teachers and students may print this page at home, school, or at their local print shop; and teachers and students may download, view, copy and/or share this page digitally.

2. DRAW A LINE FROM EVERY NOTE NAME SHOWN TO THE CORRECT KEY THAT YOU WOULD PLAY ON THE PIANO KEYBOARD.

THE FIRST NOTE IS COMPLETED AS AN EXAMPLE FOR YOU:

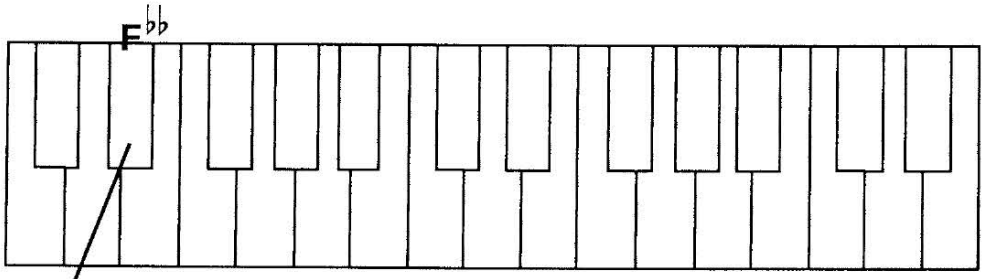

$F^{𝄫}$ ▪ $F^{𝄪}$ ▪ $F^{♮}$ ▪ $F^{♯}$ ▪ F^{x} ▪ $F^{♮♯}$



3. NOW, YOU TRY IT!

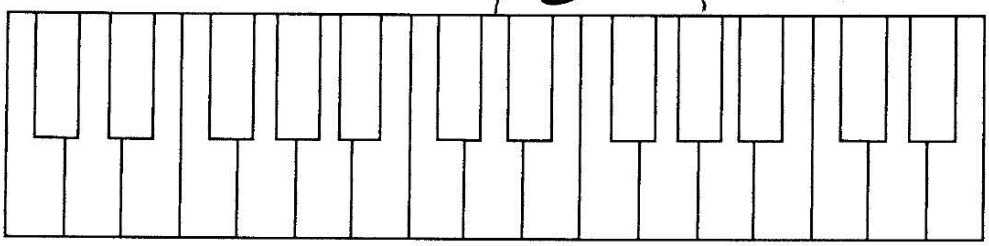

$A^{𝄫}$ ▪ $A^{𝄪}$ ▪ $A^{♭}$ ▪ $A^{♮}$ ▪ A^{x} ▪ $A^{♮♯}$ ▪ $A^{♯}$

F R E E P I A N O M E T H O D . C O M
Although Mayron Cole owns the copyright to this page, she is granting permission to copy it **only** under the following condition: Teachers and students may print this page at home, school, or at their local print shop; and teachers and students may download, view, copy and/or share this page digitally.

The
MAYRON COLE
PIANO METHOD



FUN SHEET ©

BUILDING CHORDS !

1. **NOW** that you are **GREAT** at recognizing **MAJOR THIRDS** and **MINOR THIRDS**, you are ready to begin...

BUILDING CHORDS !

We will study the **TRIAD CHORD !** ("**TRIAD**" means a 3-note chord!)

CHORDS are "built" by stacking **THIRDS** atop each other!

2. **THERE ARE MAINLY FOUR TYPES OF TRIADS !**

- **MAJOR TRIAD = MAJOR** 3rd + **minor** 3rd.
- **MINOR TRIAD = minor** 3rd + **MAJOR** 3rd.
- **DIMINISHED TRIAD = minor** 3rd + **minor** 3rd.
- **AUGMENTED TRIAD = MAJOR** 3rd + **MAJOR** 3rd.

3. **YOU MAY ABBREVIATE "MAJOR"** by writing a large "M."

YOU MAY ABBREVIATE "minor" by writing a small "m."

YOU MAY ABBREVIATE "DIMINISHED" by writing "dim" or "o."

YOU MAY ABBREVIATE "AUGMENTED" by writing "aug" or "+."

Although Mayron Cole owns the copyright to this page, she is granting permission to copy it **only** under the following condition: Teachers and students may print this page at home, school, or at their local print shop; and teachers and students may download, view, copy and/or share this page digitally.



HELPFUL KNOWLEDGE !

4. **"AUGMENT"** means to make **LARGER** than normal. Therefore, an **AUGMENTED CHORD** contains the two, large **MAJOR THIRDS!**

   "DIMINISH" means to make **SMALLER** than normal. Therefore, the **DIMINISHED CHORD** contains the two, small **MINOR THIRDS!**

5. **A CAPSULE OF IMPORTANT KNOWLEDGE !**

   Memorize these easy formulas!

   MAJOR TRIAD = M/m. **MINOR TRIAD = m/M.**

   AUGMENTED TRIAD = M/M. **DIMINISHED TRIAD = m/m.**

   Remember: M=MAJOR 3rd and m=minor 3rd.

6. **ANSWER THESE QUESTIONS ABOUT BUILDING CHORDS.**

   A TRIAD is a _____ - note chord.
   (3 or 4?)

   CHORDS are built by stacking _____ atop each other.
   (3rds or 4ths?)



   There are mainly **FOUR TYPES** of **TRIADS**.

   Do you remember the above **CAPSULE OF IMPORTANT KNOWLEDGE** without looking at it ?

7. Write the **FORMULAS** for these **TRIADS:** M=MAJOR 3rd; m=minor 3rd.

   DIMINISHED TRIAD = _____/_____.

   MINOR TRIAD = _____/_____.

   MAJOR TRIAD = _____/_____.

   AUGMENTED TRIAD = _____/_____.

   "AUGMENT" means to make **LARGER THAN NORMAL.** Therefore, an **AUGMENTED TRIAD** contains two _____ thirds.
   (major or minor?)

FREEPIANOMETHOD.COM
Although Mayron Cole owns the copyright to this page, she is granting permission to copy it **only** under the following condition: Teachers and students may print this page at home, school, or at their local print shop; and teachers and students may download, view, copy and/or share this page digitally.



The
MAYRON COLE PIANO METHOD

FUN SHEET ©

BUILDING CHORDS !

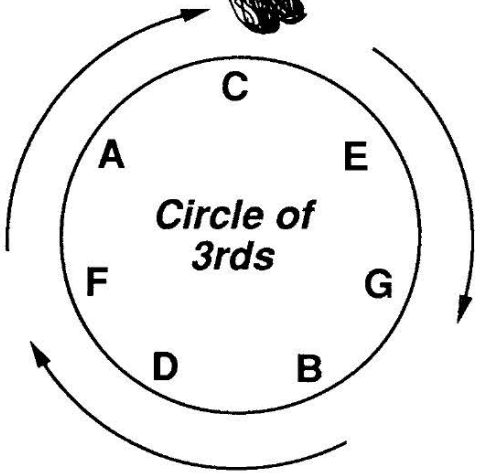

1. **A TRIAD** can be "built" on any **KEY** on the keyboard. **A TRIAD** is built by stacking **THIRDS** atop each other!

   Look at the little **CIRCLE OF THIRDS.** By starting on **ANY LETTER**, you can "build" a 3-note chord!

   EXAMPLE: Start on "D."

   The 3-note chord contains these letters: **D F A.**

   Start on "G."

   The 3-note chord contains these letters: **G B D .**

2. **TO BEGIN YOUR CAREER IN BUILDING TRIADS,** complete these simple 3-note chords. **"BUILD"** each chord on the note name that is given. (Do **NOT** worry about **ACCIDENTALS** yet. It is important for you to **FIRST** understand the three letter names of the notes that will be in each **TRIAD**.)

F	**A**	**C**		**A**	_____	_____		**C**	_____	_____
E	_____	_____		**B**	_____	_____		**D**	_____	_____
				G	_____	_____				

Although Mayron Cole owns the copyright to this page, she is granting permission to copy it **only** under the following condition: Teachers and students may print this page at home, school, or at their local print shop; and teachers and students may download, view, copy and/or share this page digitally.

DO YOU REMEMBER ?

3. There are mainly **FOUR TYPES OF TRIAD CHORDS.** These are **MAJOR, MINOR, AUGMENTED,** and **DIMINISHED.**

Write the **FORMULAS** for these four types of **TRIADS** (M=MAJOR 3rd; m=minor 3rd):

MAJOR TRIAD = **M** / **m** . **AUGMENTED TRIAD =** ____/ ____.

MINOR TRIAD = ____/ ____. **DIMINISHED TRIAD =** ____/ ____.

LET YOUR TEACHER CHECK NOW TO SEE IF YOUR ANSWERS TO THE ABOVE ARE CORRECT. If they are, you may continue.





4. Look at the above keyboard to help you complete the following puzzles (**NOW** you will need to write the **ACCIDENTALS** where they are needed!).

BUILD A MAJOR TRIAD ON:

D **F♯** **A** **G** _____ _____ **C** _____ _____.

BUILD A MINOR TRIAD ON:

D _____ _____ **G** _____ _____ **C** _____ _____.

BUILD AN AUGMENTED TRIAD ON:

D _____ _____ **G** _____ _____ **C** _____ _____.

BUILD A DIMINISHED TRIAD ON:

D _____ _____ **G** _____ _____ **C** _____ _____.

DO YOU NOTICE THAT **ALL** OF THE D CHORDS CONTAIN THE SAME LETTERS — only the ACCIDENTALS are different? DO YOU NOTICE THE SAME ABOUT **ALL** OF THE G CHORDS AND THE C CHORDS?

FREEPIANOMETHOD.COM
Although Mayron Cole owns the copyright to this page, she is granting permission to copy it **only** under the following condition: Teachers and students may print this page at home, school, or at their local print shop; and teachers and students may download, view, copy and/or share this page digitally.