The
MAYRON COLE
PIANO METHOD



FUN SHEET

MIDNIGHT ON BOGGY CREEK©

DEAR STUDENTS:

Late one summer night, my husband and I were driving down a country highway in central Texas. The air was very hot and still, and the night was exceptionally dark. The highway began to descend into a low area; suddenly, we could hear thousands of night crickets, tree frogs, bullfrogs, night birds, and countless other creatures! A sudden rush of cool, damp air told us that we were driving into a lowland creek area.

The headlights of our car suddenly illuminated a small highway sign that read, "**BOGGY CREEK.**" Even though it was midnight, we decided to stop the car for a moment and enjoy the night music of the creatures that live on **BOGGY CREEK**. We drove our car off of the highway into a flat, grassy area and turned off the engine. The night creatures realized that **"strangers"** were there. The night creatures stopped their singing and began listening intently to us. After a few moments, they decided that it was safe; and, they began singing again.

First, the **NIGHT CRICKETS** began singing their high-pitched, little "chirp." Then, the delicate **FIREFLIES'** faint "lights" could be seen as the **FIREFLIES** darted through the high creek grass. The **TREE FROGS** conversed in their high "croak." And, as if being conducted by some unseen maestro, the entire creek came alive with singing and flickering "lights." Suddenly, the low **"CROAK"** of the **BULLFROG** could be heard above all else. As if on cue, all of the creek creatures began singing with the **BULLFROG** in one glorious chorus!

Regretfully, we had to drive on and leave all of the music at **BOGGY CREEK**. But, please think of **BOGGY CREEK** as you play my composition! I hope that you enjoy it! M.C.

Although Mayron Cole owns the copyright to this page, she is granting permission to copy it **only** under the following condition: Teachers and students may print this page at home, school, or at their local print shop; and teachers and students may download, view, copy and/or share this page digitally.



MIDNIGHT ON BOGGY CREEK

© Mayron Cole

(orchestrated accompaniment has a 2 measure count-in)

(The creek is deceptively QUIET! Shhhhhh!)







FREEPIANOMETHOD.COM
Although Mayron Cole owns the copyright to this page, she is granting permission to copy it **only** under the following condition: Teachers and students may print this page at home, school, or at their local print shop; and teachers and students may download, view, copy and/or share this page digitally.



Both hands 8va

FAST! (Delicate Fireflies!)

R.H.

L.H. *pp* (Lightly!)

13 14 15

Ped.

Both hands 8va

(Other night creatures join in!)

p *mp*

16 17 18

Freely (Tree Frogs!)

19 20 21

Although Mayron Cole owns the copyright to this page, she is granting permission to copy it **only** under the following condition: Teachers and students may print this page at home, school, or at their local print shop; and teachers and students may download, view, copy and/or share this page digitally.



(The creek is alive with cacophony!)



* If the octaves in measures 25, 26, 27, & 28 are too difficult to reach, the student may play only the HIGHEST NOTE OF THE OCTAVE.



Freely *(The bullfrogs talk.)*



F R E E P I A N O M E T H O D . C O M
Although Mayron Cole owns the copyright to this page, she is granting permission to copy it **only** under the following condition: Teachers and students may print this page at home, school, or at their local print shop; and teachers and students may download, view, copy and/or share this page digitally.



Although Mayron Cole owns the copyright to this page, she is granting permission to copy it **only** under the following condition: Teachers and students may print this page at home, school, or at their local print shop; and teachers and students may download, view, copy and/or share this page digitally.







FREEPIANOMETHOD.COM
Although Mayron Cole owns the copyright to this page, she is granting permission to copy it **only** under the following condition: Teachers and students may print this page at home, school, or at their local print shop; and teachers and students may download, view, copy and/or share this page digitally.

The
MAYRON COLE
PIANO METHOD

FUN SHEET



MIDNIGHT ON BOGGY CREEK©

1. The **LEFT HAND** plays an **INTERVAL PATTERN** in **MIDNIGHT ON BOGGY CREEK.**

The intervals are a **FOURTH** apart. **A FOURTH** skips _____ white keys on the key board.
(2 or 3?)

2. Write the letter names below these **LEFT-HAND NOTES.** Play each pattern three times and once more for your teacher.

THE PATTERNS ARE WRITTEN IN WHOLE NOTES FOR EASY READING!

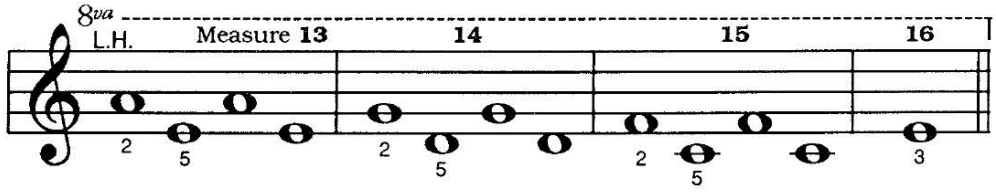

Letter Name: __ __ __ __ __ __ __ __ __ __ __ __ __.

YES, THE ABOVE ARE LEFT-HAND NOTES!

3. Look again at the above notes. Do you see that they are played an **OCTAVE**_____than written?
(higher or lower?)

4. Do you see how each measure of **FOURTHS** is **DESCENDING?**_____
(yes or no?)

("Descending" means "going down.")

5. The above pattern is written **MANY TIMES** in many different octave positions. It is written below **USING LOW NOTES.** You may play it in octaves if your hand is large enough. Write the letter names below the notes.

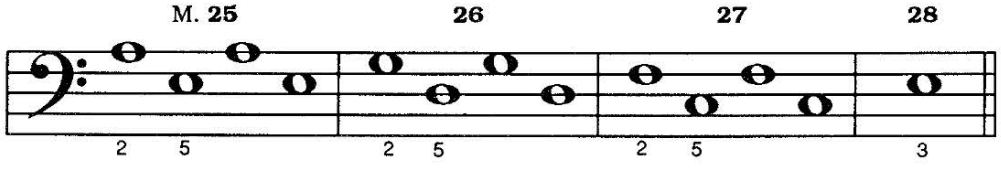

__ __ __ __ __ __ __ __ __ __ __ __ __

Although Mayron Cole owns the copyright to this page, she is granting permission to copy it **only** under the following condition: Teachers and students may print this page at home, school, or at their local print shop; and teachers and students may download, view, copy and/or share this page digitally.

6. **HERE IS THE SAME LEFT-HAND PATTERN -** but in even **LOWER NOTES!**

Write the letter names below these notes. Then, play them three times and once for your teacher.

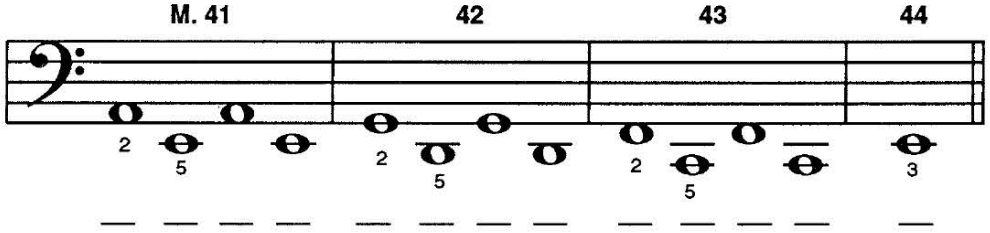

7. The **RIGHT HAND** plays some **PATTERNS** also. **FIRST,** the **RIGHT HAND** plays these descending (going down) **CHORDS (SEE MEASURES 25** through **32).**



A ___ ___ ___ ___ ___ ___ ___

YES! THESE ARE RIGHT-HAND CHORDS, TOO!

The above **CHORDS** are in **ROOT POSITION.** All of the notes in a chord are either **LINE NOTES**, or all are **SPACE NOTES!**

Write the **LOWEST NOTE** of each of the above chords on the line provided.

8. The **RIGHT HAND** also plays some descending **THIRDS.** If you look closely, you will see that the **THIRDS** are the same as the **TOP TWO NOTES** of each of the above **CHORDS!**

Measures 13 through 20



C *E* ___ ___ ___ ___ ___ ___



9. The **RIGHT HAND** "stacks" this 4-note E7 **CHORD** in measures 37 through 40.



E ___ ___ ___ ___ ___ ___

YES! YES! YES! THESE ARE RIGHT-HAND NOTES!

F R E E P I A N O M E T H O D . C O M
Although Mayron Cole owns the copyright to this page, she is granting permission to copy it **only** under the following condition: Teachers and students may print this page at home, school, or at their local print shop; and teachers and students may download, view, copy and/or share this page digitally.

CREATED BY
MAYRON COLE

Rhythm Ensemble

(orchestrated accompaniment has a 2 measure count-in)

Crisp, Slow March Tempo; ♩ = *110.*

© *Bill Cole*

Piano 1 R.H.: High C or High Cymbal.
L.H.: Middle C or Snare Drum.



Piano 2 R.H.: G Key or Regular Cymbal.
L.H.: Middle C or Snare Drum.



Although Mayron Cole owns the copyright to this page, she is granting permission to copy it **only** under the following condition: Teachers and students may print this page at home, school, or at their local print shop; and teachers and students may download, view, copy and/or share this page digitally.

Crisp, Slow March Tempo; ♩ = *110.*

(orchestrated accompaniment has a 2 measure count-in)

Piano 3

R.H.: E Key or Snare Drum
L.H.: Middle C or Snare Drum.



Piano 4

R.H.: G Key or Tom-Tom Drum.
L.H.: Low C or Bass Drum.



FREEPIANOMETHOD.COM
Although Mayron Cole owns the copyright to this page, she is granting permission to copy it **only** under the following condition: Teachers and students may print this page at home, school, or at their local print shop; and teachers and students may download, view, copy and/or share this page digitally.

The
MAYRON COLE PIANO METHOD

FUN SHEET ©

U N D E R S T A N D I N G T H I R D S !

1. **THIRDS** skip

   a letter in the

   MUSICAL ALPHABET !

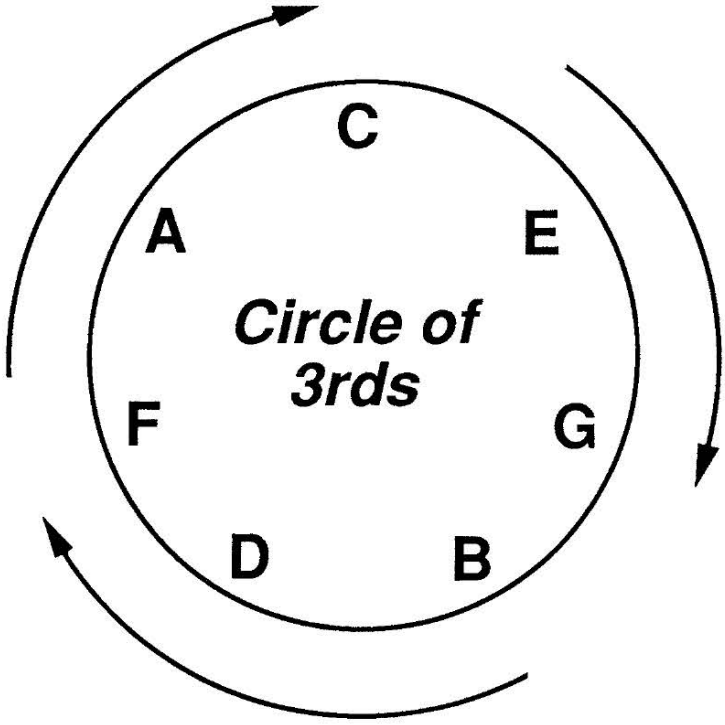

CHORDS ARE BUILT WITH THIRDS!



THE MOST COMMON TYPE OF CHORD IS A THREE-NOTE CHORD CALLED A TRIAD !

2. Starting on **ANY LETTER** in the above circle, you can build a **THREE-NOTE CHORD!**

EXAMPLE: Start with "**E**" and go forward in the circle to the **NEXT TWO LETTERS.** You will have: **E G B !**

E G B are the three **NOTES NAMES** in the **"E" CHORD**!

NOW, Y O U try it!

Start on:

B = B D F.
C = C ___ ___.
D = D ___ ___.
F = F ___ ___.
A = A ___ ___.
G = G ___ ___.

Although Mayron Cole owns the copyright to this page, she is granting permission to copy it **only** under the following condition: Teachers and students may print this page at home, school, or at their local print shop; and teachers and students may download, view, copy and/or share this page digitally.

♯ ♭ ♮

3. SHARPS, FLATS, & NATURALS are called

ACCIDENTALS !

EVEN IF THERE ARE

ACCIDENTALS

IN A CHORD, THE LETTER NAMES STILL MUST SKIP A LETTER IN THE MUSICAL ALPHABET!! Don't forget this!



EXAMPLE: C♯ E G

C E♭ G

C E G♯

C♭ E♭ G♭

EVEN THOUGH all of the above **CHORDS** contain **ACCIDENTALS,** the three **LETTER NAMES** remain

C E G !!

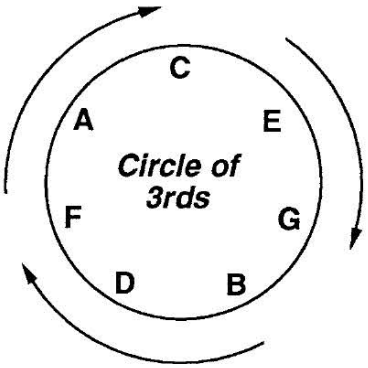

4. USING THE LITTLE CIRCLE OF 3RDS, COMPLETE THE LETTER NAMES IN THESE CHORDS! REMEMBER, the **SHARPS, FLATS,** or **NATURALS** will **NOT** change the three **LETTER NAMES** in each **CHORD!**

D♯ F A

D♭ ___ ___

F♯ ___ ___

G♭ ___ ___

A♮ ___ ___

E♭ ___ ___

5. THIRDS can also be visualized as a **NEVER-ENDING CHAIN:**

C E G B D F A C E G B D F A C , etc....

F R E E P I A N O M E T H O D . C O M
Although Mayron Cole owns the copyright to this page, she is granting permission to copy it **only** under the following condition: Teachers and students may print this page at home, school, or at their local print shop; and teachers and students may download, view, copy and/or share this page digitally.

The
MAYRON COLE PIANO METHOD



FUN SHEET ©

MORE ABOUT THIRDS !

1. CHORDS ARE BUILT WITH THIRDS !

THIRDS must skip a letter in the musical alphabet!

The most common type of **CHORD** is a three-note chord called a **TRIAD!**

There are mainly **FOUR TYPES** of **THIRDS: MAJOR, MINOR, AUGMENTED,** and **DIMINISHED.**

You will be **HAPPY** to know that of these four, the two **MOST** often used are the

MAJOR THIRDS

and

MINOR THIRDS.

2. WE WILL STUDY THE TWO MOST COMMON THIRDS TODAY: MAJOR THIRDS & MINOR THIRDS.

A MAJOR THIRD has **THREE KEYS** (counting **BLACK & WHITE KEYS**) between the two played keys!

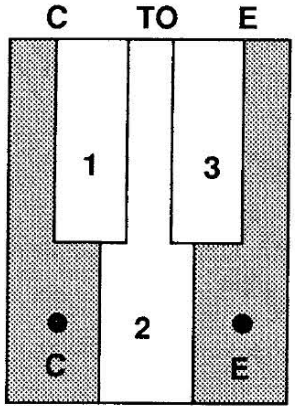

A MINOR THIRD has **TWO KEYS** (counting **BLACK & WHITE KEYS**) between the two played keys!

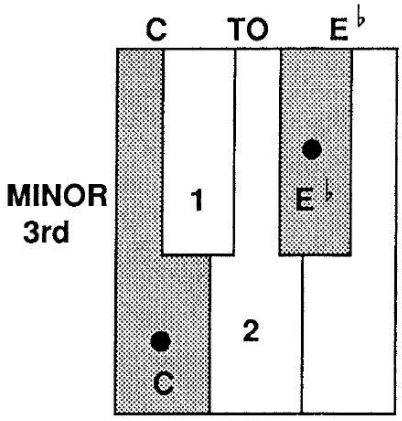

F R E E P I A N O M E T H O D . C O M
Although Mayron Cole owns the copyright to this page, she is granting permission to copy it **only** under the following condition: Teachers and students may print this page at home, school, or at their local print shop; and teachers and students may download, view, copy and/or share this page digitally.

DO YOU KNOW ?

1. **CHORDS ARE BUILT WITH THIRDS.** _____ (yes or no?)

2. **THIRDS** must skip _____ (1 or 3?) letter(s) in the **MUSICAL ALPHABET.**

3. **COMPLETE THIS CHAIN OF THIRDS:**
   C ___ ___ ___ ___ ___ ___ **C.**

4. **MAJOR THIRDS SKIP** _____ key(s) (black and white) between the two **PLAYED KEYS.**

5. **MINOR THIRDS** skip _____ key(s) (black and white) between the two **PLAYED KEYS.**

HOW WELL DID YOU DO? _____

DECIDE IF THE FOLLOWING THIRDS ARE "MAJOR" or "MINOR."
Be sure to count **ALL OF THE KEYS** (black & white) between the two played keys!

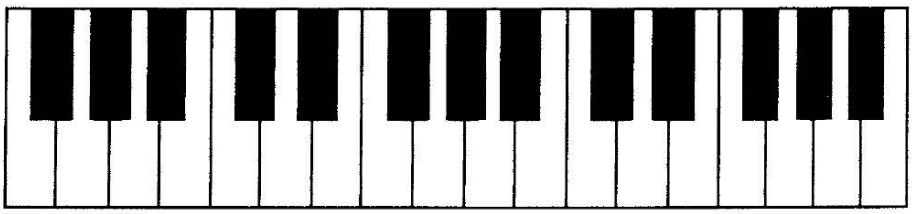

1. **D to F♯** **Major**
2. **A to C** **minor**
3. **E to G** _____
4. **F♯ to A** _____
5. **G to B♭** _____
6. **A to C♯** _____
7. **D to F** _____
8. **G to B** _____



FREEPIANOMETHOD.COM
Although Mayron Cole owns the copyright to this page, she is granting permission to copy it **only** under the following condition: Teachers and students may print this page at home, school, or at their local print shop; and teachers and students may download, view, copy and/or share this page digitally.