The
MAYRON COLE
PIANO METHOD



ANNABEL LEE - WHO WAS SHE?

The great American author, **EDGAR ALLAN POE,** was the "inventor" of the horror story and the detective story. His scary stories still frighten readers almost 140 years after his death. Although **POE** could strike terror into the hearts of anyone reading his works on a dark and stormy night, he could also write very lovingly at times. One of his dearest poems was **ANNABEL LEE** - written shortly after the death of his young wife, Virginia. (No one is sure why he refers to Virginia as "Annabel Lee" in the poem.) However, in the poem there is a line that reads: *The angels have come and taken my sweet Annabel Lee.*

When you play **THE GHOST OF ANNABEL LEE,** remember the great **EDGAR ALLEN POE** and his love of ghost stories. **WARNING:** Do **NOT** play this composition on a dark and stormy night. You **MIGHT** become frightened !!!!
(And whenever you get the chance, read **ANNABEL LEE** by Edgar Allan Poe!)

1. The **LEFT HAND** plays these patterns in **ANNABEL LEE.** Write the letter names below these notes.

2. Look at these two measures. Each measure begins and ends on _____.
(A or F?)



Letter Name: — — — — — — — —.

3. Look at these two measures. Each measure begins and ends on _____.
(D or B?)



— — — — — — — —

FREEPIANOMETHOD.COM
Although Mayron Cole owns the copyright to this page, she is granting permission to copy it **only** under the following condition: Teachers and students may print this page at home, school, or at their local print shop; and teachers and students may download, view, copy and/or share this page digitally.

THE GHOST OF ANNABEL LEE !

© Mayron Cole



STUDENTS: Whisper the words in parentheses! It's scarier that way.



FREEPIANOMETHOD.COM
Although Mayron Cole owns the copyright to this page, she is granting permission to copy it **only** under the following condition: Teachers and students may print this page at home, school, or at their local print shop; and teachers and students may download, view, copy and/or share this page digitally.

(orchestrated accompaniment has a 2 measure count-in)

CO = CROSS OVER. TU = TUCK UNDER. CF = CHANGE FINGERS.



F R E E P I A N O M E T H O D . C O M
Although Mayron Cole owns the copyright to this page, she is granting permission to copy it **only** under the following condition: Teachers and students may print this page at home, school, or at their local print shop; and teachers and students may download, view, copy and/or share this page digitally.

MORE PATTERNS! MORE PATTERNS!

On the first page of **ANNABEL LEE**,there are **MELODIC INTERVALS.** "Melodic intervals" are notes played one-at-a-time.

WRITE THE LETTER NAMES UNDER THE NOTES:



On the second page of **ANNABEL LEE**, there are **HARMONIC INTERVALS.** "Harmonic intervals" are two notes played at the **SAME TIME.**

WRITE THE LETTER NAMES UNDER THE NOTES AND CIRCLE THE HARMONIC INTERVALS:

1. 

2. 

3. 

a. 

b. 

c. 

DO YOU KNOW?

A. MELODIC INTERVAL **1.** (above) is the same sound as HARMONIC INTERVAL _____(above).
(a., b., or c.?)

B. MELODIC INTERVAL **2.** (above) is the same sound as HARMONIC INTERVAL _____(above).
(a., b., or c.?)

C. MELODIC INTERVAL **3.** (above) is the same sound as HARMONIC INTERVAL _____(above).
(a., b., or c.?)



F R E E P I A N O M E T H O D . C O M
Although Mayron Cole owns the copyright to this page, she is granting permission to copy it **only** under the following condition: Teachers and students may print this page at home, school, or at their local print shop; and teachers and students may download, view, copy and/or share this page digitally.

The
MAYRON COLE PIANO METHOD

FUN SHEET

THE GHOST OF ANNABEL LEE ©

There are **LOWER LEGER NOTES** in THE GHOST OF ANNABEL LEE. **LOWER LEGER NOTES** are notes written below the staff.

Study these **LOWER LEGER LINES.** Your teacher will discuss them with you in **GROUP TIME.**



Helpful Hint:
spell "FACE"
backward!



Write the letter names below these notes to solve the **MYSTERY MESSAGE**©.
THEN, draw a note an **OCTAVE ABOVE** the given note !
(Clue: If the given note is a **SPACE NOTE,** the note an **OCTAVE ABOVE** will always be a line note - and vice versa !)



__O YOU LIK__ TO R__ __ __ S__ __R__Y __HOST STORI__S? ©

HAVE YOU EVER READ A GHOST STORY BY EDGAR ALLEN POE? _____
(yes or no?)

F R E E P I A N O M E T H O D . C O M
Although Mayron Cole owns the copyright to this page, she is granting permission to copy it **only** under the following condition: Teachers and students may print this page at home, school, or at their local print shop; and teachers and students may download, view, copy and/or share this page digitally.

BECOMING BETTER WITH SHARPS, FLATS, AND NATURALS

1. The **"HOLE"** of the **SHARP, FLAT, OR NATURAL** must show the same **LINE** or **SPACE** as the note that it is changing. Like this:

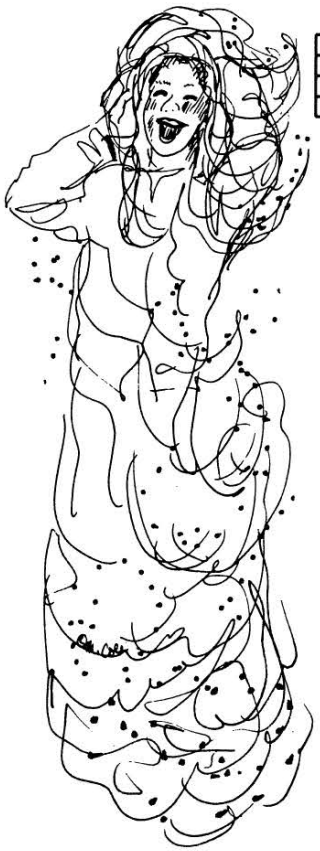



2. To correctly draw a **SHARP**: **FIRST** draw two "goal posts" straight up & down. Make the "crossbars" slightly slant **UP** to the right!



3. To correctly draw a **FLAT: FIRST** draw its "back" straight **UP!** Make its "tummy" look like a small half-a-valentine.



4. To correctly draw a **NATURAL: FIRST** draw an **"L."** Then, draw a **" ⅂."**



5. **SHARPS, FLATS,** and **NATURALS** always go **IN FRONT** of the note that they are changing!

A. DRAW SHARPS IN FRONT OF THESE NOTES. NEXT, CHANGE THE NOTES TO HALF NOTES.



B. DRAW FLATS IN FRONT OF THESE NOTES. LATER, CHANGE THE NOTES TO EIGHTH NOTES. (REMEMBER: FLAGS ALWAYS FLY TO THE RIGHT!)



C. DRAW NATURALS IN FRONT OF THESE NOTES. THEN, CHANGE THE NOTES TO QUARTER NOTES.

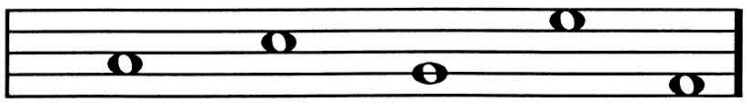

F R E E P I A N O M E T H O D . C O M
Although Mayron Cole owns the copyright to this page, she is granting permission to copy it **only** under the following condition: Teachers and students may print this page at home, school, or at their local print shop; and teachers and students may download, view, copy and/or share this page digitally.