

The
MAYRON COLE PIANO METHOD

FUN SHEET

LADY ALONE ©

1. Some of the **LEFT-HAND patterns** of **LADY ALONE** are also played in **WIND SPRITES!** Write the letter names below these **LEFT-HAND** notes:

PATTERN #1 PATTERN #2



Letter Name: ___ ___ ___ ___ ___ ___ ___ ___.

2. These **LEFT-HAND patterns** are also played in **LADY ALONE.** Write the letter names below these notes:

PATTERN #3 PATTERN #4



___ ___ ___ ___ ___ ___ ___ ___ ___ ___ ___ ___

3. Look at **PATTERN # 3** above. Between the first two notes you will skip ____ white key(s) on the keyboard. (1 or 2?)

   Look at **PATTERN # 4** above. Between the first two notes you will skip _____ white key(s) on the keyboard? (1 or 2?)

4. When you go to the keyboard, play all of the above patterns three times and once more for your teacher.

F R E E P I A N O M E T H O D . C O M
Although Mayron Cole owns the copyright to this page, she is granting permission to copy it **only** under the following condition: Teachers and students may print this page at home, school, or at their local print shop; and teachers and students may download, view, copy and/or share this page digitally.

The
MAYRON COLE
PIANO METHOD



When I was about thirteen years old—
(pretending to be a circus PERFORMER!)

Dear Students:

As a child, I lived in a small Texas town that had the honor of being the "winter" home for a small circus—THE DAILY BROTHERS CIRCUS!

It was quite normal to see elephants exercising by walking down my town's streets—right past my elementary school!

Sometimes, unannounced, the circus would practice its GRAND PARADE down the streets. All of the circus people would be in their new show costumes; and all of the animal cages would be newly painted. The STEAM CALLIOPE would be playing loudly as the circus marched past my school window: ***I LOVED IT!***

Sometimes, late at night on my farm, you could hear the lions growling through the still night air; and you could occasionally hear an elephant squeal! Even though the circus grounds were several miles away, the noise carried easily through the countryside.

Since we knew the circus people and went to school with their children, we were often invited to the circus grounds to watch the animals as they were trained. Watching an elephant learn to sit on a small stool was an experience. But the circus people loved the animals, and the animals loved the circus people!

Many of the children played in our high school band; and, on the weekends, they played in the circus band. The people of my hometown always saw the "new" circus show every year before the circus went on its tour. We would go to the circus grounds and watch the elephants, hitched to large ropes with pulleys, slowly pull up the huge, canvas circus tent called the "big top."

I hope that you enjoy my circus music and circus illustrations in Level V, and Level VI, and Level VII.

Mayron Cole

F R E E P I A N O M E T H O D . C O M
Although Mayron Cole owns the copyright to this page, she is granting permission to copy it **only** under the following condition: Teachers and students may print this page at home, school, or at their local print shop; and teachers and students may download, view, copy and/or share this page digitally.

The
MAYRON COLE
PIANO METHOD



F R E E P I A N O M E T H O D . C O M
Although Mayron Cole owns the copyright to this page, she is granting permission to copy it **only** under the following condition: Teachers and students may print this page at home, school, or at their local print shop; and teachers and students may download, view, copy and/or share this page digitally.

CREATED BY
MAYRON COLE

LADY ALONE

© Mayron Cole



FREEPIANOMETHOD.COM
Although Mayron Cole owns the copyright to this page, she is granting permission to copy it **only** under the following condition: Teachers and students may print this page at home, school, or at their local print shop; and teachers and students may download, view, copy and/or share this page digitally.

(orchestrated accompaniment has a 2 measure count-in)



CO = CROSS OVER.
TU = TUCK UNDER.

FREEPIANOMETHOD.COM
Although Mayron Cole owns the copyright to this page, she is granting permission to copy it **only** under the following condition: Teachers and students may print this page at home, school, or at their local print shop; and teachers and students may download, view, copy and/or share this page digitally.

Write the letter names below these notes to solve the **MYSTERY MESSAGE©**. Next, add stems and flags to make the notes indicated. Be sure that the flags fly to the right !
(Turn to page ***5*** for the **STEM RULE !**)

1/4 Notes



__ __OV__ TH__ __ROW__ O__ SP__ __T__TORS TH__

1/8 Notes



__ __ __ UTI __ UL L __ __ Y P __ R __ ORMS H __ R __ R __ V __

1/16 Notes



__ __ T. H__N__IN__ __Y __ LON__ ROP__, SH__

1/4 Notes



TWIRLS __N__ SWIRLS TO TH__ MUSI__ PL __Y__ __

1/8 Notes



__Y TH__ __IR__US __ __N__. TH__ __ROW__ __PPL__U__ES

1/16 Notes



H__R __OUR__ __ __ __N__ H__R __YMNAST SKILLS!

F R E E P I A N O M E T H O D . C O M
Although Mayron Cole owns the copyright to this page, she is granting permission to copy it **only** under the following condition: Teachers and students may print this page at home, school, or at their local print shop; and teachers and students may download, view, copy and/or share this page digitally.

The
MAYRON COLE PIANO METHOD

FUN SHEET
LADY ALONE ©

Find something in the second column that matches with its definition in the first column. Then, write the correct letter on the line provided.



1. _____	**TREBLE CLEF** or **G CLEF** or **HIGH CLEF**	a.	
2. _____	**BASS CLEF** or **F CLEF** or **LOW CLEF**	b.	
3. _____	**BRACE**	c.	6/8
4. _____	**TIME SIGNATURE**	d.	
5. _____	**ENDING BARS**	e.	
6. _____	**REPEAT SIGN**	f.	
7. _____	**EIGHTH REST**	g.	
8. _____	**EIGHTH NOTE**	h.	
9. _____	**SIXTEENTH REST**	i.	
10 _____	**SIXTEENTH NOTE**	j.	

F R E E P I A N O M E T H O D . C O M
Although Mayron Cole owns the copyright to this page, she is granting permission to copy it **only** under the following condition: Teachers and students may print this page at home, school, or at their local print shop; and teachers and students may download, view, copy and/or share this page digitally.

FUN WITH RHYTHM!



6/8

1. The **TOP NUMBER** of the **TIME SIGNATURE** tells you how many _____are in each measure.
(notes or beats ?)

   The **BOTTOM NUMBER** tells you what type of note receives _____beat(s).
(1 or 8 ?)

   The "8" stands for the _____note.
(1 / 8 or 1 / 4 ?)

2. DRAW AN **EIGHTH NOTE**:_____ . DRAW AN **EIGHTH REST**: _____ .

3. 6 / 8 **TIME SIGNATURES** mean **COMPOUND RHYTHM ! COMPOUND RHYTHM** is really **TRIPLET RHYTHM.** Turn back to **PAGE *12*** and study the many different notes / rests that equal **TRIPLETS** in **COMPOUND RHYTHM.**

   6 / 8 **RHYTHM** means that every measure is equal to 6 eighth-notes or **TWO TRIPLETS!** Complete each measure of 6 / 8 **COMPOUND RHYTHM** below making sure that each measure equals **TWO TRIPLETS.** Then, circle each **TRIPLET** with your pencil and write the counts under the notes and rests. **USE TRIPLET SOUNDS "1 + a 2 + a,"** etc.

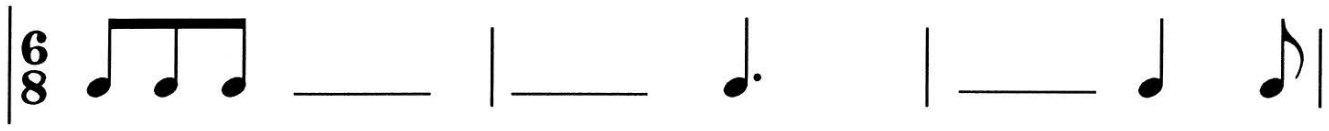

Counts: _____



_____.

F R E E P I A N O M E T H O D . C O M
Although Mayron Cole owns the copyright to this page, she is granting permission to copy it **only** under the following condition: Teachers and students may print this page at home, school, or at their local print shop; and teachers and students may download, view, copy and/or share this page digitally.