The
MAYRON COLE PIANO METHOD

FUN SHEET

©HINESE ACROBATS©

"CHAIN CHORDS" are Really INVERTED SEVENTH CHORDS!

UNDERSTANDING CHAIN CHORDS!

A CHAIN LOOKS LIKE THIS:

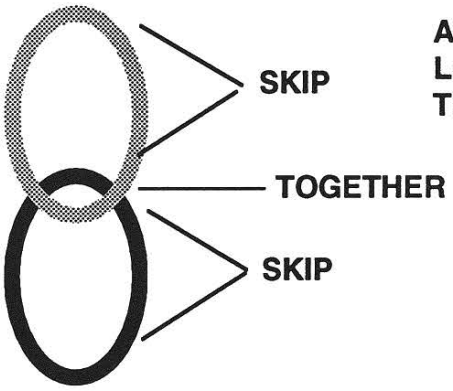

A CHAIN CHORD© LOOKS LIKE THIS:





1. Look at the above **CHAIN CHORD.** The **BLACK NOTES** are a _____ apart. The **WHITE NOTES** are a _____ apart. (3rd or 4th?) (3rd or 4th?)

2. **FOURTHS** skip _____ white keys on the keyboard. (2 or 3 ?)

3. The **RIGHT HAND** will play **TWO CHAIN CHORDS** in **CHINESE ACROBATS.** Look at the following **CHAIN CHORDS. LOOK CLOSELY** at the **FINGERING!** The **FINGERING** must be correct ! (To better help you to understand, some of the whole notes have been darkened for this example.)

PRACTICE THIS FINGER CHANGING EXERCISE:

Look at the **CHAIN CHORDS.** Without going to the keyboard, push down **R.H.** fingers # 2 & # 5. Then, push down **R.H.** fingers # 3 & # 1. Change back and forth:
2 & 5 / 3 & 1, over and over. Can you do it?

CHAIN CHORD #1 CHAIN CHORD #2



F R E E P I A N O M E T H O D . C O M
Although Mayron Cole owns the copyright to this page, she is granting permission to copy it **only** under the following condition: Teachers and students may print this page at home, school, or at their local print shop; and teachers and students may download, view, copy and/or share this page digitally.



4. Now that you have exercised your **R.H.** fingers, you are ready for more great news about **CHAIN CHORDS©**.

When playing the **CHAIN CHORDS** in **CHINESE ACROBATS,** you are really playing **ALTERNATING FOURTHS**!

You will need a **GUIDE FINGER©** to help you quickly move from one chain chord to another chain chord.

R.H. FINGER # 2 will serve as your **GUIDE FINGER©**!

Look again at the two **CHAIN CHORDS** in **CHINESE ACROBATS.** The **BLACKENED NOTES** have been moved further away from the **WHITE NOTES,** but these are still **CHAIN CHORDS** !

Write the letter names below these notes:



Letter Name: ___ ___ ___ ___ ___ ___.

5. In the **CHAIN CHORD # 1** above, the **R.H. FINGER # 2** plays _____.
(C or D ?)

(Aim Finger #2 for **C**, and you are in position for the **CHAIN CHORD # 1**. Finger #2 is the **GUIDE FINGER**!

6. In the second chord, the **R.H. FINGER # 2** plays _____.
(G or A ?)

(Aim Finger # 2 for **G**, and you are quickly in position for the second **CHAIN CHORD** !) (Finger #2 is again the **GUIDE FINGER**.)

7. **GO TO THE KEYBOARD AND PRACTICE CHANGING FROM CHAIN # 1 TO CHAIN # 2. LOOK AT THE ABOVE EXAMPLES.**

8. This is the way that the **CHAIN CHORDS** look in your music. Now, read them from this example:



Finger #2 aim for C! #2 aim for G! #2 aim for C!

F R E E P I A N O M E T H O D . C O M
Although Mayron Cole owns the copyright to this page, she is granting permission to copy it **only** under the following condition: Teachers and students may print this page at home, school, or at their local print shop; and teachers and students may download, view, copy and/or share this page digitally.

The
MAYRON COLE PIANO METHOD



FUN SHEET

©HINESE ACROBATS©

1. The **LEFT HAND** plays **THREE PATTERNS** in **CHINESE ACROBATS.** Write the letter names below these notes.

When you go to the keyboard, play each pattern three times and once more for your teacher:

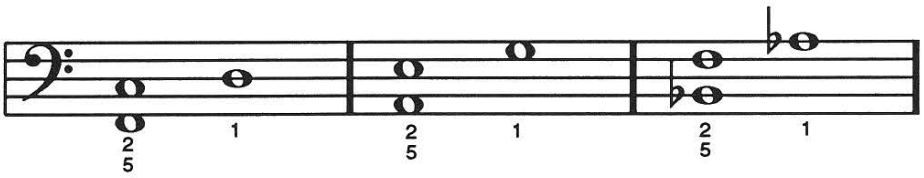

Letter Name: _____ _____ _____ _____ _____ _____.

RHYTHM FUN

2. The **TOP NUMBER** of the _____ tells you how
(key signature or time signature?)
many beats are in one measure.

3. Write the counts under these notes / rests:

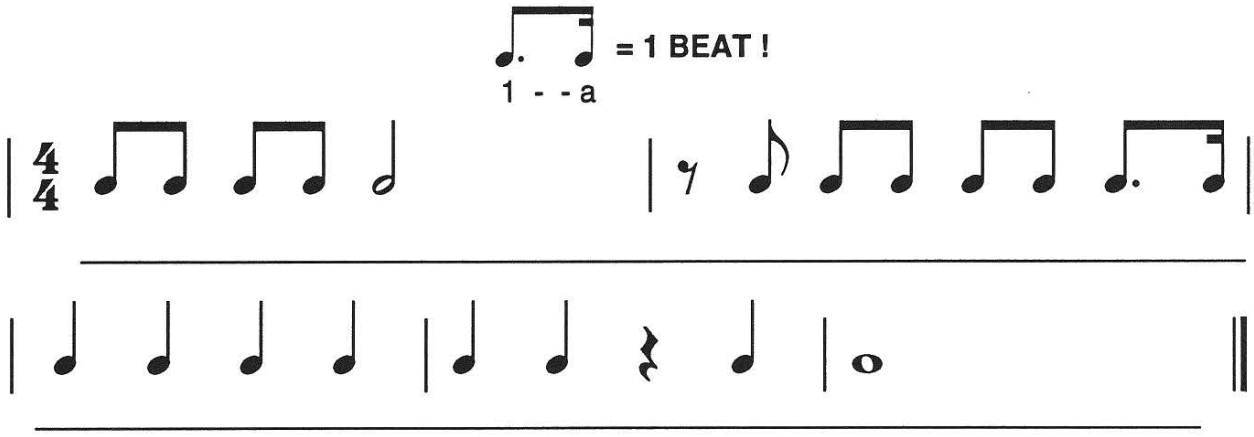

Although Mayron Cole owns the copyright to this page, she is granting permission to copy it **only** under the following condition: Teachers and students may print this page at home, school, or at their local print shop; and teachers and students may download, view, copy and/or share this page digitally.

CREATED BY
MAYRON COLE

CHINESE ACROBATS

© Mayron Cole



FREEPIANOMETHOD.COM
Although Mayron Cole owns the copyright to this page, she is granting permission to copy it **only** under the following condition: Teachers and students may print this page at home, school, or at their local print shop; and teachers and students may download, view, copy and/or share this page digitally.

(orchestrated accompaniment has a 2 measure count-in)



FREEPIANOMETHOD.COM
Although Mayron Cole owns the copyright to this page, she is granting permission to copy it **only** under the following condition: Teachers and students may print this page at home, school, or at their local print shop; and teachers and students may download, view, copy and/or share this page digitally.











FREEPIANOMETHOD.COM
Although Mayron Cole owns the copyright to this page, she is granting permission to copy it **only** under the following condition: Teachers and students may print this page at home, school, or at their local print shop; and teachers and students may download, view, copy and/or share this page digitally.