The
MAYRON COLE PIANO METHOD

FUN SHEET

CIRCUS TRAIN©

1. The **LEFT HAND** plays three patterns over and over in **CIRCUS TRAIN.** Write the letter names below the **LEFT-HAND NOTES.** When you go to the keyboard, play these patterns many times. It's fun to play them with your **PIANO GROUP**! Be sure that your teacher watches you play each pattern:

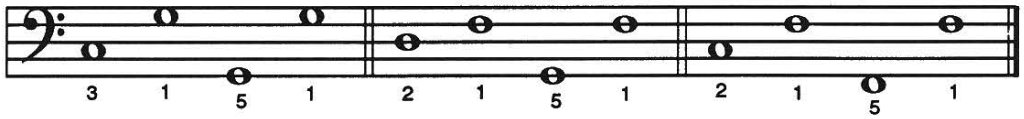

Letter Name: ___ ___ ___ ___ ___ ___ ___ ___ ___ ___ ___ ___.

2. The **RIGHT HAND** plays a **RHYTHM PATTERN** in **CIRCUS TRAIN.** Write the letter names below these **RIGHT-HAND NOTES.** Do you see how the **FIRST NOTE** is struck **HARD** and held until the **SECOND NOTE** is struck? Then, the note is quickly released! _____
(yes or no?)

If played correctly, this sounds like the steam whistle of an old train! Play each **RIGHT-HAND pattern** three times; then, play each pattern once for your teacher:





BMK = BLACK MOUNTAIN KEYS

F R E E P I A N O M E T H O D . C O M
Although Mayron Cole owns the copyright to this page, she is granting permission to copy it **only** under the following condition: Teachers and students may print this page at home, school, or at their local print shop; and teachers and students may download, view, copy and/or share this page digitally.

UNDERSTANDING CHAIN CHORDS©

(A "Chain Chord" is Really an INVERTED Seventh Chord!)

3. A CHAIN LOOKS LIKE THIS:

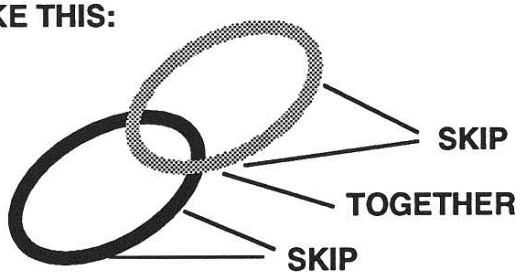

A CHAIN CHORD© LOOKS LIKE THIS:





4. An **"E"-CHAIN CHORD** is written in measures 5, 13, & 16 on pages 140 & 141. A **"D"-CHAIN CHORD** is written in measure 9.

STUDY THE TWO CHAIN CHORDS BELOW. WRITE THE LETTER NAMES BELOW THE NOTES. Then, go to the keyboard during **PIANO TIME** and play each **CHAIN CHORD** three times and once for your teacher.

Turn to measures 5, 9, 13, & 16. Find & circle these **CHAIN CHORDS.**



5. The **RIGHT HAND** also plays two, Root Position **SEVENTH CHORDS** (4-note chords) in **CIRCUS TRAIN.** Root Position **SEVENTH CHORDS** are easy to find because all of the notes are **LINE NOTES** or all are **SPACE NOTES.**

Turn to measures 15 & 17. Find & circle these **SEVENTH CHORDS.**



Write the letter names below these notes. During **PIANO TIME** play each three times. Then, play the notes once for your teacher.

FREEPIANOMETHOD.COM
Although Mayron Cole owns the copyright to this page, she is granting permission to copy it **only** under the following condition: Teachers and students may print this page at home, school, or at their local print shop; and teachers and students may download, view, copy and/or share this page digitally.



The
MAYRON COLE PIANO METHOD

FUN SHEET

CIRCUS TRAIN©

FUN WITH RHYTHM



1. The **TOP NUMBER** of the **TIME SIGNATURE** tells you how many _____are in each measure.
(notes or beats?)

The **BOTTOM NUMBER** tells you what type of _____ receives one beat.
(note or staff?)

The **"4"** stands for the _____note.
(half or quarter ?)

Draw a **QUARTER NOTE:** _____.

Draw a **QUARTER REST:** _____.

2. ONE NOTE has been left out of each measure. Draw the correct **NOTE** to complete the measure. Next, circle every **BEAT** with your pencil (there should be **FOUR CIRCLES** per measure). Then, write the counts under each note, dot, & rest!
Count : **"1 + 2 + 3 + 4 +," etc.**



Counts:

_____.

3. ONE REST has been left out of each measure. Draw the correct **REST** to complete the measure. Next, circle every **BEAT** with your pencil (there should be _____circles per measure).
(3 or 4 ?)

Then, write the counts under each note, dot, & rest to which the count belongs.
Count: **"1 + 2 + 3 + 4 +," etc.**



_____

F R E E P I A N O M E T H O D . C O M
Although Mayron Cole owns the copyright to this page, she is granting permission to copy it **only** under the following condition: Teachers and students may print this page at home, school, or at their local print shop; and teachers and students may download, view, copy and/or share this page digitally.

CREATED BY
MAYRON COLE

CIRCUS TRAIN

© Mayron Cole

MOVING RIGHT ALONG! DA! TA-DAH! DA! TA-DAH!!



FREEPIANOMETHOD.COM
Although Mayron Cole owns the copyright to this page, she is granting permission to copy it **only** under the following condition: Teachers and students may print this page at home, school, or at their local print shop; and teachers and students may download, view, copy and/or share this page digitally.

(orchestrated accompaniment has a 2 measure count-in)



F R E E P I A N O M E T H O D . C O M
Although Mayron Cole owns the copyright to this page, she is granting permission to copy it **only** under the following condition: Teachers and students may print this page at home, school, or at their local print shop; and teachers and students may download, view, copy and/or share this page digitally.



FREEPIANOMETHOD.COM
Although Mayron Cole owns the copyright to this page, she is granting permission to copy it **only** under the following condition: Teachers and students may print this page at home, school, or at their local print shop; and teachers and students may download, view, copy and/or share this page digitally.