The
MAYRON COLE PIANO METHOD



FUN SHEET ©

FÜR ELISE

Beethoven

1. **ELISE'S THEME** appears many times in **FÜR ELISE.** There may be slight variations in the theme in different places, but it is basically the same theme.

   Write the letter names below **ELISE'S THEME** (written two different ways).



Letter Name: ___ ___ ___

FÜR ELISE

(FOR ELISE or ELIZABETH)

Ludwig van Beethoven
(1770-1827)
© Abridged Arrangement:
Mayron Cole (1980)
© Words: Mayron E. Cole
(1992)



F R E E P I A N O M E T H O D . C O M
Although Mayron Cole owns the copyright to this page, she is granting permission to copy it **only** under the following condition: Teachers and students may print this page at home, school, or at their local print shop; and teachers and students may download, view, copy and/or share this page digitally.

CO = CROSS OVER. BMK = BLACK MOUNTAIN KEYS.
(orchestrated accompaniment has a 2 measure count-in)



FREEPIANOMETHOD.COM
Although Mayron Cole owns the copyright to this page, she is granting permission to copy it **only** under the following condition: Teachers and students may print this page at home, school, or at their local print shop; and teachers and students may download, view, copy and/or share this page digitally.



FREEPIANOMETHOD.COM
Although Mayron Cole owns the copyright to this page, she is granting permission to copy it **only** under the following condition: Teachers and students may print this page at home, school, or at their local print shop; and teachers and students may download, view, copy and/or share this page digitally.



TU = TUCK UNDER.
*MORENDO = DIE AWAY.

F R E E P I A N O M E T H O D . C O M
Although Mayron Cole owns the copyright to this page, she is granting permission to copy it **only** under the following condition: Teachers and students may print this page at home, school, or at their local print shop; and teachers and students may download, view, copy and/or share this page digitally.

5. The notes below are played in measures 12 & 13. How many **E's** are in these measures? _____
(8 or 9?)



When you go to the keyboard, play these notes three times then once for your teacher.



6. These notes are played in measures 13 & 14. Circle all of the **PAIRS OF D# - E** that you can find. How many pairs are there? _____
(5 or 6?)



Next, play these notes three times & once for your teacher.

7. These three chords (from measures 36 & 37) have confused many students. **BE CAREFUL! ONLY THE TOP NOTE CHANGES. THE BOTTOM TWO NOTES DO NOT CHANGE!** Write the letter names below these notes:



Again, play these three chords **THREE TIMES** & once more for your teacher.

_ _ _ _ _ _ _ _ _

FREEPIANOMETHOD.COM
Although Mayron Cole owns the copyright to this page, she is granting permission to copy it **only** under the following condition: Teachers and students may print this page at home, school, or at their local print shop; and teachers and students may download, view, copy and/or share this page digitally.

MORE "SECRETS" ABOUT ELISE !

8. These **RIGHT-HAND PATTERNS** are played in measures 40, 41, & 42 on page 87. Do you see how all three measures are really **THE SAME NOTES**, but the notes are in different octave positions on the keyboard? _____
(yes or no?)

Write the letter names below these notes:





Play these patterns at the keyboard.



9. A fun **CHROMATIC SCALE** is played in measures 43 & 44.

CHROMATIC SCALES ARE EASY if you will remember these simple rules:

- Always play the **WHITE VALLEY KEYS (B & C** and **E & F)** with Fingers **# 1 & # 2!**
- Play all of the **BLACK KEYS** with Finger **# 3!**
- Play all of the **OTHER WHITE KEYS** with Finger **# 1!**

Now, go to the keyboard. Find all of the **WHITE VALLEY KEYS** on the keyboard. Play them with fingers # _____ & #_____.

All of the **BLACK KEYS** are played with finger # _____.

All of the **OTHER WHITE KEYS** are played with finger # _____.

10. Turn to Measures 43 & 44 in **FÜR ELISE** and play this fun **CHROMATIC SCALE.** It begins on **HIGH** _____ flat.
(D or B?)

Play the **CHROMATIC SCALE** three times; then, let your teacher watch you play it perfectly!

F R E E P I A N O M E T H O D . C O M
Although Mayron Cole owns the copyright to this page, she is granting permission to copy it **only** under the following condition: Teachers and students may print this page at home, school, or at their local print shop; and teachers and students may download, view, copy and/or share this page digitally.

DO YOU KNOW?
TEST YOURSELF !



1. **FÜR ELISE** begins with an **ANACRUSIS.** _____
   (yes or no?)

2. An **ANACRUSIS** simply means a "pickup," incomplete, upbeat, or split measure. _____
   (yes or no?)

3. There are many **PEDAL MARKS** in **FÜR ELISE**. These pedal marks, "L_____J ," instruct you to push down the **RIGHT PEDAL** with your _____foot.
   (right or left?)

4. The **RIGHT PEDAL** is named the _____pedal.
   (soft or damper?)

5. **Always** keep your heel on the floor when pedaling!
   _____
   (yes or no?)

6. At the end of measure 44 on page 87, there is **"D. S. al Coda."** This means: Go back to the **SIGN,** "𝄋." But, where is the **SIGN**? _____
   (the beginning of **MEASURE 1** or the **THIRD PAGE?**)

7. **"D. S. al Coda"** means go back to the **SIGN** and play to the **CODA SIGN:** "⊕." Where is it?
   _____
   (the end of measure 15 or the end of measure 20?)

8. After you have repeated to the **SIGN ,** "𝄋," and played to the **CODA SIGN,** "⊕," where do you go?
   _____
   (to the **CODA** on the last page or **HOME!**)

9. **MORENDO** means to _____.
   (play faster or "die away")
   (Refer to the bottom of **PAGE 87.**)

10. **ELISE** was a favorite young student of _____.
    (Mozart or Beethoven?)
    He actually wrote a piece just for her!

F R E E P I A N O M E T H O D . C O M
Although Mayron Cole owns the copyright to this page, she is granting permission to copy it **only** under the following condition: Teachers and students may print this page at home, school, or at their local print shop; and teachers and students may download, view, copy and/or share this page digitally.