The
MAYRON COLE PIANO METHOD



FUN SHEET ©

ARABESQUE

Burgmüller

It is not clear why **BURGMÜLLER** named this composition **ARABESQUE. ARABESQUE** should mean "Arabian in sound." Even though this piece does **NOT** sound particularly "Arabian," it has long been a favorite of piano students. Hopefully, you will enjoy it, too!

1. The **LEFT HAND** plays many **CHORDS** in **ARABESQUE.** A **CHORD** must have at least _____notes.
   (two or three?)

2. Write the letter names below these **LEFT-HAND CHORDS** from **ARABESQUE**. When you go to the keyboard, play these chords three times and once for your teacher. As you are changing from one of these chords to the next chord, do you see how **ONE** or **MORE** notes from the "old" chord are used in the "new" chord?

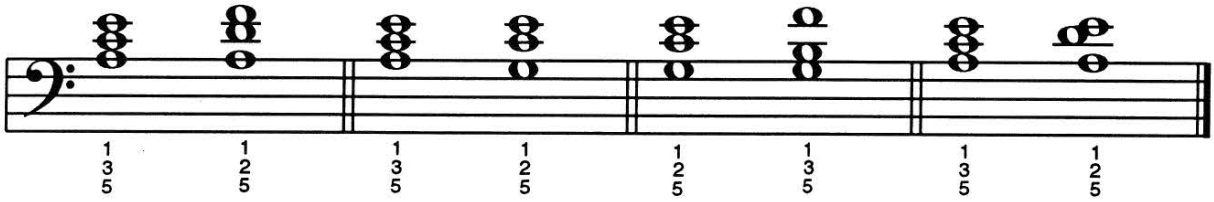

Letter Name: _ _ _

ARABESQUE

(orchestrated accompaniment
has a 2 measure count-in)

Burgmüller
(1806 - 1874)



F R E E P I A N O M E T H O D . C O M
Although Mayron Cole owns the copyright to this page, she is granting permission to copy it **only** under the following condition: Teachers and students may print this page at home, school, or at their local print shop; and teachers and students may download, view, copy and/or share this page digitally.



F R E E P I A N O M E T H O D . C O M
Although Mayron Cole owns the copyright to this page, she is granting permission to copy it **only** under the following condition: Teachers and students may print this page at home, school, or at their local print shop; and teachers and students may download, view, copy and/or share this page digitally.







TU = TUCK UNDER.
CO = CROSS OVER.

FREEPIANOMETHOD.COM
Although Mayron Cole owns the copyright to this page, she is granting permission to copy it **only** under the following condition: Teachers and students may print this page at home, school, or at their local print shop; and teachers and students may download, view, copy and/or share this page digitally.

The
MAYRON COLE PIANO METHOD

FUN SHEET ©
ARABESQUE



1. There are many **UPPER LEGER NOTES** in **ARABESQUE. UPPER LEGER NOTES** are notes written **ABOVE** the staff! With your teacher, study these **UPPER LEGER LINES.** Then, write the letter names below the following **UPPER LEGER NOTES:**





Letter Name: D _____ _____ _____ _____ _____ _____ _____ _____.

2. **A FUN WAY TO THINK** about **UPPER LEGER LINES** is to imagine them as little "invisible" lines that always float above the staff. Whenever needed, they can be made to "appear" by drawing their lines.

3. Draw a note an **OCTAVE BELOW** each **UPPER LEGER NOTE.** Then, write each note's letter name on the blank below:



C _____ _____ _____ _____ _____ _____ _____ _____

FREEPIANOMETHOD.COM
Although Mayron Cole owns the copyright to this page, she is granting permission to copy it **only** under the following condition: Teachers and students may print this page at home, school, or at their local print shop; and teachers and students may download, view, copy and/or share this page digitally.

4. The **LEFT HAND** plays several **RHYTHM PATTERNS** in measures 12 through 17. **When you go to the keyboard, play these LEFT-HAND PATTERNS three times. Then, play them once for your teacher. WATCH YOUR "STARTING FINGER" in each pattern!**

Also, look at measure 17. The left hand plays above **MIDDLE C -** in the **TREBLE CLEF!** _____
(yes or no?)



5. There is one rather "tricky" place in **ARABESQUE**. It is in measures 17, 18, and 19. **BOTH HANDS PLAY IN THE TREBLE CLEF!** _____ (Shown below.)
(yes or no?)



When you go to the keyboard, play this **TRICKY** portion of **ARABESQUE** three times and once for your teacher. Watch the **TUCK UNDERS** and the **CROSS OVERS!** Did you play it well? _____
(yes or no?)



TRICKY!
Try it **HANDS SEPARATELY** several times!

6. This, " // ," is a **BREAK SIGN**, and it means to "stop the music"! It is in measure _____.
(29 or 30?)

F R E E P I A N O M E T H O D . C O M
Although Mayron Cole owns the copyright to this page, she is granting permission to copy it **only** under the following condition: Teachers and students may print this page at home, school, or at their local print shop; and teachers and students may download, view, copy and/or share this page digitally.