The
MAYRON COLE
PIANO METHOD



FUN SHEET

DESERT CARAVAN ©

1. There are many **SIXTHS** in **DESERT CARAVAN**. **SIXTHS** skip_____white keys.

2. **SIXTHS** are easy to recognize. One note is a **LINE NOTE** and one note is a **SPACE NOTE**. **SIXTHS** are spaced farther apart on the staff than **FOURTHS**. Look at the intervals below. Write a "**4**" under each **FOURTH** and a "**6**" under each **SIXTH**.



6 ___ ___ ___ ___ ___ ___ ___ ___ ___ ___

3. Write a note that is a **SIXTH** above the given note written below. **HELPFUL HINT**: Think a **FIFTH**; then, write one note **HIGHER**.

THINK: WRITE:



INTERVAL:

5th 6th

EXAMPLE:

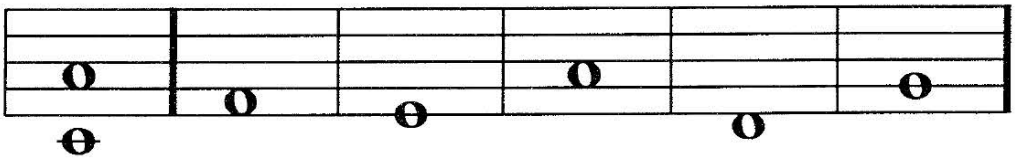

6th 6th 6th 6th 6th 6th

Although Mayron Cole owns the copyright to this page, she is granting permission to copy it **only** under the following condition: Teachers and students may print this page at home, school, or at their local print shop; and teachers and students may download, view, copy and/or share this page digitally.

DESERT CARAVAN

© Mayron Cole



FREEPIANOMETHOD.COM
Although Mayron Cole owns the copyright to this page, she is granting permission to copy it **only** under the following condition: Teachers and students may print this page at home, school, or at their local print shop; and teachers and students may download, view, copy and/or share this page digitally.

(orchestrated accompaniment has a 2 measure count-in)



Although Mayron Cole owns the copyright to this page, she is granting permission to copy it **only** under the following condition: Teachers and students may print this page at home, school, or at their local print shop; and teachers and students may download, view, copy and/or share this page digitally.







FREEPIANOMETHOD.COM
Although Mayron Cole owns the copyright to this page, she is granting permission to copy it **only** under the following condition: Teachers and students may print this page at home, school, or at their local print shop; and teachers and students may download, view, copy and/or share this page digitally.

The
MAYRON COLE PIANO METHOD

FUN SHEET

DESERT CARAVAN

DO YOU KNOW?

1. Write the letter of the musical symbol in the **FIRST COLUMN** beside its correct definition in the **SECOND COLUMN**:

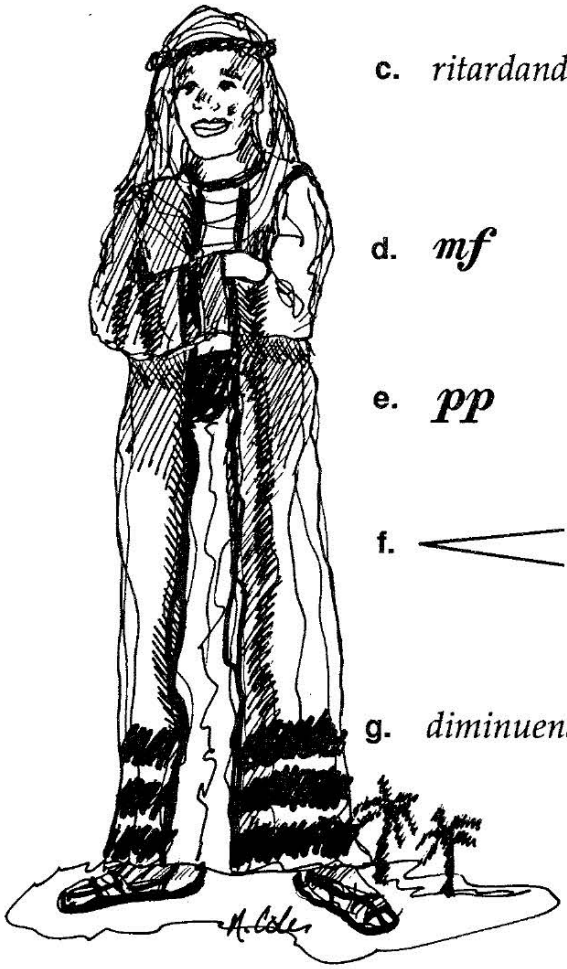

a.	**(1.)** _____	mezzo FORTE (Play medium loud.)
b. 	**(2.)** _____	GRADUALLY PLAY SOFTER.
c. *ritardando*	**(3.)** _____	CRESCENDO & DECRESCENDO MARKS
d. ***mf***	**(4.)** _____	EIGHTH REST
e. ***pp***	**(5.)** _____	GRADUALLY PLAY SLOWER.
f. 	**(6.)** _____	PIANISSIMO (Play VERY softly.)
g. *diminuendo*	**(7.)** _____	FERMATA (Hold a little longer.)

Although Mayron Cole owns the copyright to this page, she is granting permission to copy it **only** under the following condition: Teachers and students may print this page at home, school, or at their local print shop; and teachers and students may download, view, copy and/or share this page digitally.

MORE INTERVAL FUN

DO YOU REMEMBER?



2. **THIRDS** and **FIFTHS** are both **LINE / LINE** or **SPACE / SPACE** intervals.



Interval: **3rd** **3rd** **5th** **5th.**



3. **SECONDS, FOURTHS,** and **SIXTHS** are all **LINE / SPACE** or **SPACE / LINE** intervals.



Interval: **2nd** **4th** **6th.**

4. Under the following intervals, write a **"2"** for a **SECOND**, a **"3"** for a **THIRD**, a **"4"** for **FOURTH**, a **"5"** for a **FIFTH,** and a **"6"** for a **SIXTH**:



Interval: ____ ____ ____ ____ ____ ____ ____ ____



Interval: ____ ____ ____ ____ ____ ____ ____ ____

FREEPIANOMETHOD.COM
Although Mayron Cole owns the copyright to this page, she is granting permission to copy it **only** under the following condition: Teachers and students may print this page at home, school, or at their local print shop; and teachers and students may download, view, copy and/or share this page digitally.

The
MAYRON COLE PIANO METHOD

FUN SHEET

DESERT CARAVAN
FUN WITH NOTES!

1. Below are some "**MYSTERY WORDS.**" Write the letter names below each note to solve the puzzle of the **MYSTERY WORDS**!





2. On the staff below, place the **NOTES** or the **RESTS** named below each measure of the staff. **CAN YOU DO IT?** _____

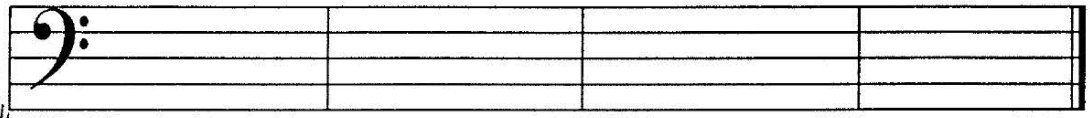

HALF NOTE ON F!

HALF REST

QUARTER REST

WHOLE REST

HOW WELL DID YOU DO? _____

Although Mayron Cole owns the copyright to this page, she is granting permission to copy it **only** under the following condition: Teachers and students may print this page at home, school, or at their local print shop; and teachers and students may download, view, copy and/or share this page digitally.



RHYTHM REVIEW

3. The **TOP NUMBER** of a **TIME SIGNATURE** tells you **HOW MANY BEATS WILL BE IN ONE MEASURE.**

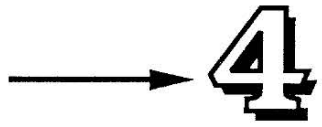

The **BOTTOM NUMBER** tells you the type of note that receives **ONE BEAT**. The "**4**" stands for the 1/4 note or the **QUARTER NOTE.**

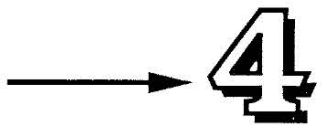

DRAW AN EIGHTH NOTE:_____ .

DRAW AN EIGHTH REST:_____ .

4. Write the counts under the following notes and rests:



COUNT WITH SUCCESSIVE NUMBERS: "1 + 2 + 3 + 4 +," etc.

5. Look at the **TIME SIGNATURE**. Decide **HOW MANY BEATS** should be in a measure. Then, draw the **BAR-LINES** where needed. After that, write the correct counts below the notes and the rests.



---

6. **ONE** note (or rest) is missing in the following measures. Look at the **TIME SIGNATURE**. Then, in each measure, draw a **NOTE** or a **REST** to make each measure correct.



F R E E P I A N O M E T H O D . C O M
Although Mayron Cole owns the copyright to this page, she is granting permission to copy it **only** under the following condition: Teachers and students may print this page at home, school, or at their local print shop; and teachers and students may download, view, copy and/or share this page digitally.