The
MAYRON COLE PIANO METHOD

FUN SHEET

MINUET
(L. MOZART)

DO YOU KNOW?



1. *mf* means to play medium_____.
   (loud or fast?)
2. *f* means to play_____.
   (loud or with fancy fingers?)
3.  is a_____rest.
   (half or quarter?)
4.  is an(a)_____sign.
   (ending or repeat?)
5. > is an (a)_____mark.
   (staccato or accent?)
6.  are called_____dots or "hot dots."
   (pedal or staccato?)
7. $\frac{3}{4}$ is a_____signature.
   (time or key?)
8. CF means to_____ fingers.
   (cross or change?)
9. TU means to_____.
   (tuck under or turn upside-down?)
10. When the TIME SIGNATURE is $\frac{3}{4}$, the 3 tells you how many _____will be in each measure. The 4 tells you that the_____ receives one beat.
    (beats or notes?)
    (quarter or half note?)
11. Another name for the QUARTER NOTE is the 1/4 note. _____
    (yes or no?)

Although Mayron Cole owns the copyright to this page, she is granting permission to copy it **only** under the following condition: Teachers and students may print this page at home, school, or at their local print shop; and teachers and students may download, view, copy and/or share this page digitally.

MINUET

(Original composition written in key of F major.)

Leopold Mozart
(1719-1787)



FREEPIANOMETHOD.COM
Although Mayron Cole owns the copyright to this page, she is granting permission to copy it **only** under the following condition: Teachers and students may print this page at home, school, or at their local print shop; and teachers and students may download, view, copy and/or share this page digitally.

(orchestrated accompaniment has a 2 measure count-in)



FREEPIANOMETHOD.COM
Although Mayron Cole owns the copyright to this page, she is granting permission to copy it **only** under the following condition: Teachers and students may print this page at home, school, or at their local print shop; and teachers and students may download, view, copy and/or share this page digitally.



DANCING THE MINUET

The **MINUET** was the most popular of all of the court dances. It was danced by the people of Europe for two hundred years — from the 1600's to the 1800's. No other dance has lasted that long in popularity!

The **MINUET** began in France and was "invented" by the poor French peasants. Soon, all of the royal people of Europe were dancing this beautiful dance. The word **MINUET** means "little." The name describes the small steps of the dancers.

The **MINUET** is graceful and formal with rhythmic bowing and gliding. **MINUETS** always have three beats per measure.



F R E E P I A N O M E T H O D . C O M
Although Mayron Cole owns the copyright to this page, she is granting permission to copy it **only** under the following condition: Teachers and students may print this page at home, school, or at their local print shop; and teachers and students may download, view, copy and/or share this page digitally.

The
MAYRON COLE PIANO METHOD

FUN SHEET

MINUET



$\frac{3}{4}$

1. The **TOP NUMBER** of the **TIME SIGNATURE** tells you how many _____will be in each measure.
(notes or beats?)

2. The **BOTTOM NUMBER** tells you what type of note receives_____beat(s).
(1 or 2?)

3. The "4" stands for the_____note.
(whole or quarter?)

DRAW A QUARTER NOTE:_____. DRAW A QUARTER REST:_____.

4. Look at the **TIME SIGNATURE** below. In each measure, **ONE NOTE** is missing. Draw the correct note to complete the measure. Then, write the counts below the notes and rests.
COUNT: 1 + 2 + 3 + etc.



5. Look at the **TIME SIGNATURE** below. In each measure, **ONE REST** is missing. Draw the correct **REST** to complete the measure. Next, write the counts below the notes and rests.
COUNT: 1 + 2 + 3 + etc.



Although Mayron Cole owns the copyright to this page, she is granting permission to copy it **only** under the following condition: Teachers and students may print this page at home, school, or at their local print shop; and teachers and students may download, view, copy and/or share this page digitally.



6. **ADD** each group of notes and rests. Then, draw **ONE NOTE** that is equal to the group:

 = _____. **EXAMPLE!**

 = _____.

 = _____.

 = _____.

 = _____.

 = _____.

7. Draw in the **BAR-LINES** where needed to divide the following notes and rests into measures. Next, write the **COUNTS** under the notes and the rest.

COUNT: "1 + 2 + 3 +," etc.



F R E E P I A N O M E T H O D . C O M
Although Mayron Cole owns the copyright to this page, she is granting permission to copy it **only** under the following condition: Teachers and students may print this page at home, school, or at their local print shop; and teachers and students may download, view, copy and/or share this page digitally.