The
MAYRON COLE PIANO METHOD

FUN SHEET

CHASING THE BANDITS!©



1. In **CHASING THE BANDITS**, the **LEFT HAND** plays only three intervals — over and over. Write the letter names under the three intervals below:

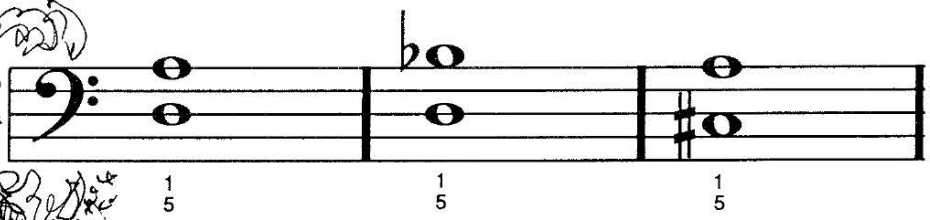

___ ___ ___ ___ ___ ___

2. Once a note has been **FLATTED** or **SHARPED**, it remains that way for the rest of the measure unless you see a natural sign._____
(yes or no?)

How may **C-SHARPS** are in this measure? _____
(1 or 2?)

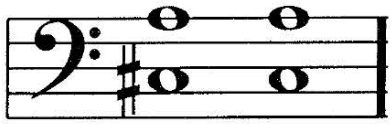

3. **DIMINUENDO** means to gradually play _____.
(slower or softer?)

4. **15 ma** written **BELOW** a note means to play that note_____octave(s) lower than written.
(1 or 2?)

FREEPIANOMETHOD.COM
Although Mayron Cole owns the copyright to this page, she is granting permission to copy it **only** under the following condition: Teachers and students may print this page at home, school, or at their local print shop; and teachers and students may download, view, copy and/or share this page digitally.

CHASING THE BANDITS!

© Mayron Cole



FREEPIANOMETHOD.COM
Although Mayron Cole owns the copyright to this page, she is granting permission to copy it **only** under the following condition: Teachers and students may print this page at home, school, or at their local print shop; and teachers and students may download, view, copy and/or share this page digitally.

(orchestrated accompaniment has a 2 measure count-in)



Although Mayron Cole owns the copyright to this page, she is granting permission to copy it **only** under the following condition: Teachers and students may print this page at home, school, or at their local print shop; and teachers and students may download, view, copy and/or share this page digitally.



FREEPIANOMETHOD.COM
Although Mayron Cole owns the copyright to this page, she is granting permission to copy it **only** under the following condition: Teachers and students may print this page at home, school, or at their local print shop; and teachers and students may download, view, copy and/or share this page digitally.



FREEPIANOMETHOD.COM
Although Mayron Cole owns the copyright to this page, she is granting permission to copy it **only** under the following condition: Teachers and students may print this page at home, school, or at their local print shop; and teachers and students may download, view, copy and/or share this page digitally.

Write the letter names of the note on the blanks below to solve the **MYSTERY MESSAGE©**!





R__ __IN__ __S __ __ST __S TH__ WIN__, TH__ LON__



HORS__M__N RI__ __S INTO TH__ SUNS__T __ __ __IN! OV__R



TH__ RI__ __ __ H__ __O__S, INTO TH__ N__XT PI__TUR__SHOW! ©

F R E E P I A N O M E T H O D . C O M
Although Mayron Cole owns the copyright to this page, she is granting permission to copy it **only** under the following condition: Teachers and students may print this page at home, school, or at their local print shop; and teachers and students may download, view, copy and/or share this page digitally.

FUN SHEET

CHASING THE BANDITS!
RHYTHM SHEET

1. **INTRODUCING**
COMPOUND RHYTHM!

COMPOUND RHYTHM is really "**TRIPLET RHYTHM.**" All of the notes in a measure are in groups of **TRIPLETS** or notes that are **EQUAL TO TRIPLETS:**



= 1 TRIPLET.

= 1 TRIPLET.

= 1 TRIPLET.

= 2 TRIPLETS.

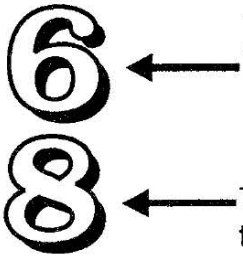

The **TOP NUMBER** of the **TIME SIGNATURE** tells you how many **BEATS** will be in each measure.

The **BOTTOM NUMBER** tells you what type of note receives **ONE BEAT.** The 8 stands for the 1/8 note. " " 

ANOTHER WAY TO THINK:
The above **TIME SIGNATURE** means that **EVERY MEASURE** will be equal to **SIX EIGHTH NOTES** or equal to **TWO TRIPLETS!** 

2. Look at the following measures of **COMPOUND RHYTHM** (**TRIPLET RHYTHM**). Circle the combinations of notes that are equal to a **TRIPLET.** First, study the example. Your teacher will explain it to you.

EXAMPLE:



NOW, YOU TRY IT:



Although Mayron Cole owns the copyright to this page, she is granting permission to copy it **only** under the following condition: Teachers and students may print this page at home, school, or at their local print shop; and teachers and students may download, view, copy and/or share this page digitally.

3. COUNTING TRIPLETS:

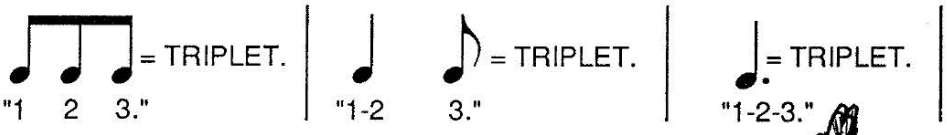

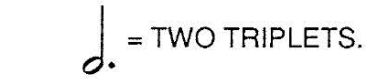

SAY: "1-2-3-4-5-6."



WRITE THE TRIPLET COUNTS BELOW THESE NOTES:
FIRST, study the example.

EXAMPLE:



WRITE: 1 2 3 4 - 5 6 1 - 2 - 3 - 4 - 5 - 6 1 - 2 - 3 4 5 6

On C, E, and G Keys, play the above rhythm with your class.

4. NOW, YOU WRITE THE RHYTHM COUNTS:





On C, E, and G Keys, play the above rhythm with your class.

5. DO YOU KNOW?

In **6/8 RHYTHM**, every measure equals_____triplets.
(1 or 2?)

In **6/8 RHYTHM**, each measure equals **SIX** eighth notes? _____

F R E E P I A N O M E T H O D . C O M
Although Mayron Cole owns the copyright to this page, she is granting permission to copy it **only** under the following condition: Teachers and students may print this page at home, school, or at their local print shop; and teachers and students may download, view, copy and/or share this page digitally.