The
MAYRON COLE PIANO METHOD

FUN SHEET

THE FINISH LINE©
LEVEL IV

Now that you have finished all of the music and all of the theory FUN SHEETS in LEVEL IV, it is time to CROSS THE FINISH LINE! When the FINISH LINE© is completed, you will have graduated into LEVEL V!! **CONGRATULATIONS!!! YOU DESERVE IT!!!**

1. Name the MELODIC intervals shown below.
Write a 2 for a second, a 3 for a third, and so forth.



Interval: _____ _____ _____ _____ .



2. Below, are four KEY SIGNATURES of MAJOR SHARP and FLAT SCALES. Write the name of the scale to which the KEY SIGNATURE belongs. Then, draw the scale's KEYNOTE on the staff.
(Clue: The scale's name and the keynote's name are the SAME!)



Scale Name: _____ _____ _____ _____ .

3. Below each arrow, ONE NOTE has been left out of each measure.
Draw the correct missing NOTE in each of the three measures.



Although Mayron Cole owns the copyright to this page, she is granting permission to copy it **only** under the following condition: Teachers and students may print this page at home, school, or at their local print shop; and teachers and students may download, view, copy and/or share this page digitally.

4. CIRCLE THE CORRECT DEFINITION FOR EACH WORD OR SYMBOL SHOWN BELOW. The first question has been answered as an example for you.



a. RETURN TO ORIGINAL SPEED — ***ritardando*** or ***a tempo***

b. LEGATO — Play **smoothly** or **disconnect**

c. FORTISSIMO — *mf* *ff*

d. REPEAT SIGN

e. EIGHTH REST

f. NATURAL SIGN

g. mezzo PIANO — *pp* *mp*

h. WHOLE REST

i. PIANO — *p* *pp*

j. TREBLE CLEF (G clef)

k. ACCENT MARK — 8va

l. DECRESCENDO MARK

FREEPIANOMETHOD.COM
Although Mayron Cole owns the copyright to this page, she is granting permission to copy it **only** under the following condition: Teachers and students may print this page at home, school, or at their local print shop; and teachers and students may download, view, copy and/or share this page digitally.

5. Below each arrow, ONE REST is missing in each measure.
Draw the correct missing rest into each of the three measures.



6. Write the counts below these notes & rests. Then, circle each beat with your pencil. Some of the notes and the rests might require more than one circle!

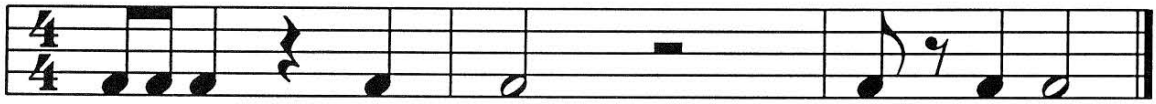

7. Draw bar-lines where they are needed below.



8. Draw the TOP NUMBER of the time signature for each of the three measures below. (Clue: Count the beats in each measure FIRST!)





KEEP GOING!
YOU CAN DO IT!

Although Mayron Cole owns the copyright to this page, she is granting permission to copy it **only** under the following condition: Teachers and students may print this page at home, school, or at their local print shop; and teachers and students may download, view, copy and/or share this page digitally.

9. There are SEVEN FLATS used in music.
Can you write them in order?

♭ ♭ ♭ ♭ ♭ ♭ ♭

10. Can you draw the SEVEN FLATS in correct order on both staffs?



11. There are SEVEN SHARPS used in music.
Can you write them in order?

♯ ♯ ♯ ♯ ♯ ♯ ♯

12. Can you draw the SEVEN SHARPS in correct order on both staffs?





13. All of the major scales are made of a series of WHOLE and HALF STEPS. Can you write the major-scale pattern? Write "W" for WHOLE, and write "H" for HALF:

____ ____ ____ ____ ____ ____ ____.

FREEPIANOMETHOD.COM
Although Mayron Cole owns the copyright to this page, she is granting permission to copy it **only** under the following condition: Teachers and students may print this page at home, school, or at their local print shop; and teachers and students may download, view, copy and/or share this page digitally.

14. Show the distance between each pair of notes on the staff as either WHOLE STEPS or HALF STEPS. Write a "W" for WHOLE and an "H" for HALF. CLUE: A WHOLE STEP will have ONE KEY in the middle (either black or white!); a HALF STEP is the very next key on the keyboard.

PICTURE A KEYBOARD IN YOUR MIND!

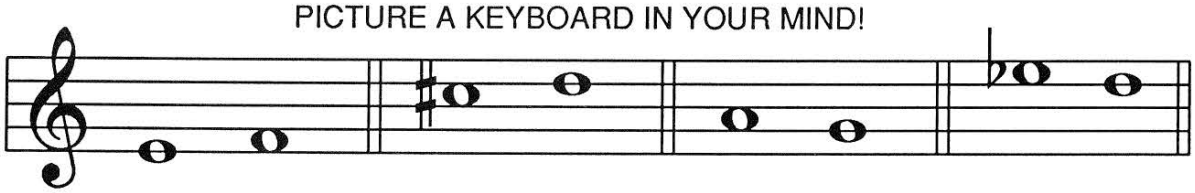

_____ _____ _____ _____



15. Below the D-MAJOR SCALE is written on BOTH STAFFS. Is this a SHARP SCALE or a FLAT SCALE? _____

Draw the SHARPS needed in front of the correct notes. What notes will be sharped? _____ & _____

Be sure that you draw sharps in front of the correct notes on BOTH STAFFS.

Then, show the HALF STEPS by a small slur mark. HALF STEPS are between notes _____ & _____ and _____ & _____.



HOW WELL DID YOU DO? _____ **YEA!!**

F R E E P I A N O M E T H O D . C O M
Although Mayron Cole owns the copyright to this page, she is granting permission to copy it **only** under the following condition: Teachers and students may print this page at home, school, or at their local print shop; and teachers and students may download, view, copy and/or share this page digitally.

The MAYRON COLE PIANO METHOD

DEADLY ERNEST COMES TO TOWN!

SIX-PIANO ENSEMBLE

The Deadly Ernest Comes to Town Ensemble is one of Mayron's most popular compositions, so it's a fantastic way to end Level 4!

If you only have one lesson to spend on this ensemble, have fun slowly sight-reading this challenging composition as a class. If you have a few lessons to spend on it, practice as a class to bring it up to performance level then amaze parents and friends at the recital!

If you have fewer than six pianists, please make sure that Piano Parts 5 and 6 are included in the performance; Piano Parts 1, 2, 3, & 4 are embellishments.



FREEPIANOMETHOD.COM
Although Mayron Cole owns the copyright to this page, she is granting permission to copy it **only** under the following condition: Teachers and students may print this page at home, school, or at their local print shop; and teachers and students may download, view, copy and/or share this page digitally.

Deadly Ernest Comes to Town!

Piano 1

(orchestrated accompaniment has a 2 measure count-in)

With Spirit! QT Note=110 mm

c 1980 Mayron Ellis Cole



F R E E P I A N O M E T H O D . C O M
Although Mayron Cole owns the copyright to this page, she is granting permission to copy it **only** under the following condition: Teachers and students may print this page at home, school, or at their local print shop; and teachers and students may download, view, copy and/or share this page digitally.

CREATED BY
MAYRON COLE

Deadly Ernest Comes to Town!

Piano 2

(orchestrated accompaniment has a 2 measure count-in)

With Spirit! QT Note=110 mm

c 1980 Mayron Ellis Cole



FREEPIANOMETHOD.COM
Although Mayron Cole owns the copyright to this page, she is granting permission to copy it **only** under the following condition: Teachers and students may print this page at home, school, or at their local print shop; and teachers and students may download, view, copy and/or share this page digitally.

Deadly Ernest Comes To Town!

Piano 3

(orchestrated accompaniment has a 2 measure count-in)

With Spirit! QT Note=110 mm

c 1980 Mayron Ellis Cole

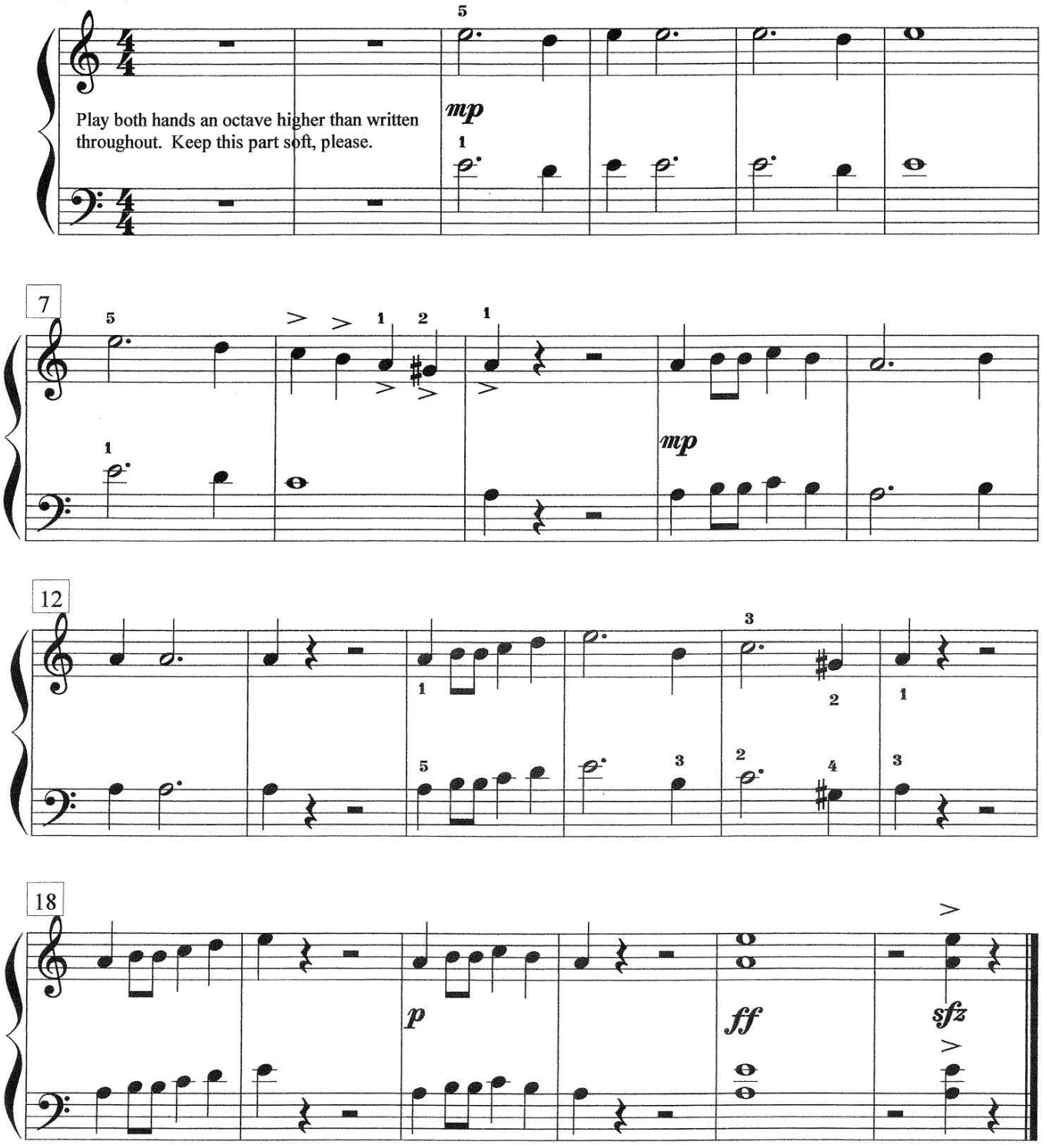

F R E E P I A N O M E T H O D . C O M
Although Mayron Cole owns the copyright to this page, she is granting permission to copy it **only** under the following condition: Teachers and students may print this page at home, school, or at their local print shop; and teachers and students may download, view, copy and/or share this page digitally.

CREATED BY
MAYRON COLE

Deadly Ernest Comes to Town!
Piano 4

(orchestrated accompaniment has a 2 measure count-in)

With Spirit! WT Note=110 mm

c 1980 Mayron Ellis Cole



F R E E P I A N O M E T H O D . C O M
Although Mayron Cole owns the copyright to this page, she is granting permission to copy it **only** under the following condition: Teachers and students may print this page at home, school, or at their local print shop; and teachers and students may download, view, copy and/or share this page digitally.

CREATED BY
MAYRON COLE

Deadly Ernest Comes to Town!
Piano 5

(orchestrated accompaniment has a 2 measure count-in)

With Spirit! QT Note=110 mm

This piano part is extremely important to the ensemble.
You must keep a steady beat throughout! You can do it!

c 1980 Mayron Ellis Cole



F R E E P I A N O M E T H O D . C O M
Although Mayron Cole owns the copyright to this page, she is granting permission to copy it **only** under the following condition: Teachers and students may print this page at home, school, or at their local print shop; and teachers and students may download, view, copy and/or share this page digitally.

CREATED BY
MAYRON COLE

Deadly Ernest Comes to Town!
Piano 6

(orchestrated accompaniment has a 2 measure count-in)

With Spirit! QT Note=110 mm

c 1980 Mayron Ellis Cole



FREEPIANOMETHOD.COM
Although Mayron Cole owns the copyright to this page, she is granting permission to copy it **only** under the following condition: Teachers and students may print this page at home, school, or at their local print shop; and teachers and students may download, view, copy and/or share this page digitally.



_____

has successfully completed

LEVEL 4

and is now promoted

to Level 5.

_____

Date

_____

Teacher

Mayron Cole