The
MAYRON COLE PIANO METHOD

FUN SHEET

DEADLY ERNEST COMES TO TOWN!©



1. The **LEFT HAND** plays only **TWO PATTERNS** throughout **DEADLY ERNEST.**

   Write the letter names below these notes:



   ___ ___ ___ ___ ___ ___ ___ ___

2. Once a note has been **FLATTED** or **SHARPED**, it remains that way for the rest of the measure - unless you see a_____sign.
   (pedal or natural?)

3. This is an(a)_____ rest: 𝄾 .
   (quarter or eighth?)

4. 𝄾 ♪ equal ♫ ?_____
   (yes or no?)

5. There are many **MARKINGS** in **DEADLY ERNEST**. These help you to correctly interpret your music. Write the letter of the correct **MARKING** in the **LEFT-HAND COLUMN** beside its definition in the **RIGHT-HAND COLUMN**:

a.	*ff*	_____ FORTE. (Play loudly.)
b.	8va ♩	_____ mezzo FORTE. (Play medium loudly.)
c.	*mf*	_____ PIANO. (Play softly.)
d.	*f*	_____ FORTISSIMO. (Play very loudly.)
e.	8va 𝅗𝅥	_____ Play the note 8 keys lower than written.
f.	*p*	_____ Play the note 8 keys higher than written.

Although Mayron Cole owns the copyright to this page, she is granting permission to copy it **only** under the following condition: Teachers and students may print this page at home, school, or at their local print shop; and teachers and students may download, view, copy and/or share this page digitally.

CREATED BY
MAYRON COLE

DEADLY ERNEST COMES TO TOWN!



FREEPIANOMETHOD.COM
Although Mayron Cole owns the copyright to this page, she is granting permission to copy it **only** under the following condition: Teachers and students may print this page at home, school, or at their local print shop; and teachers and students may download, view, copy and/or share this page digitally.

CO = CROSS OVER TU = TUCK UNDER

(orchestrated accompaniment has a 2 measure count-in)





Although Mayron Cole owns the copyright to this page, she is granting permission to copy it **only** under the following condition: Teachers and students may print this page at home, school, or at their local print shop; and teachers and students may download, view, copy and/or share this page digitally.



FREEPIANOMETHOD.COM
Although Mayron Cole owns the copyright to this page, she is granting permission to copy it **only** under the following condition: Teachers and students may print this page at home, school, or at their local print shop; and teachers and students may download, view, copy and/or share this page digitally.



Although Mayron Cole owns the copyright to this page, she is granting permission to copy it **only** under the following condition: Teachers and students may print this page at home, school, or at their local print shop; and teachers and students may download, view, copy and/or share this page digitally.

6. COUNTING RESTS

There are many **RESTS** in **DEADLY ERNEST. RESTS** are **SIGNS OF SILENCE! RESTS MUST BE COUNTED** just as notes must be counted. Each note has its **"SILENT TWIN" - THE REST!**

PLACE THE CORRECT LETTER ON THE BLANK BESIDE THE NOTE.

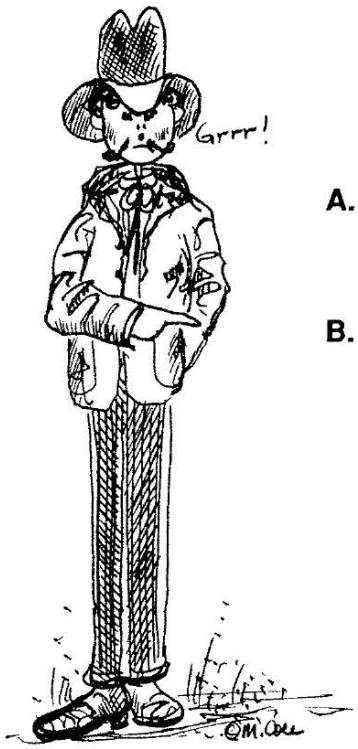

A.

B. 

C. 

D.

1.  _____

2.  _____

3.  _____

4.  _____

7. INNER LEGER NOTES

Sometimes the **RIGHT HAND** must move down into the **LEFT-HAND**'s territory to play keys - and vice versa. The notes must be written as **INNER LEGER NOTES** to help you to know which hand will be playing them.

Study this table of **INNER LEGER LINES**. Then, discuss the lines with your teacher at group time. Next, turn to the **WORKSHEET** on page 23 and answer the questions.

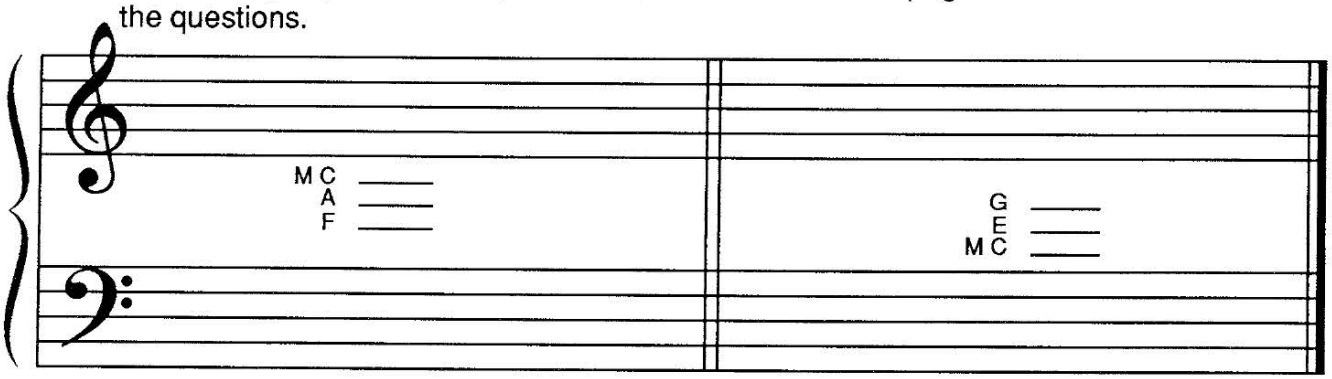

F R E E P I A N O M E T H O D . C O M
Although Mayron Cole owns the copyright to this page, she is granting permission to copy it **only** under the following condition: Teachers and students may print this page at home, school, or at their local print shop; and teachers and students may download, view, copy and/or share this page digitally.



FUN SHEET
DEADLY ERNEST
INNER LEGER NOTES

Down the center of the page are notes as you usually see them written in your music. On the left and right sides of the page are **INNER LEGER NOTES** that you incur occasionally. In the blank beside the **CENTER NOTE,** write the number of the **INNER LEGER NOTE** that is the **SAME KEY** on the piano!



Although Mayron Cole owns the copyright to this page, she is granting permission to copy it **only** under the following condition: Teachers and students may print this page at home, school, or at their local print shop; and teachers and students may download, view, copy and/or share this page digitally.

Write the letter names below the following notes to solve the **MYSTERY MESSAGE**!
Then, draw stems on the notes to make halfnotes. (**REMEMBER** the "**STEM RULES**"!)





WH__N __ __ __ __LY __RN__ST __OM__S TO TOWN, NOT __

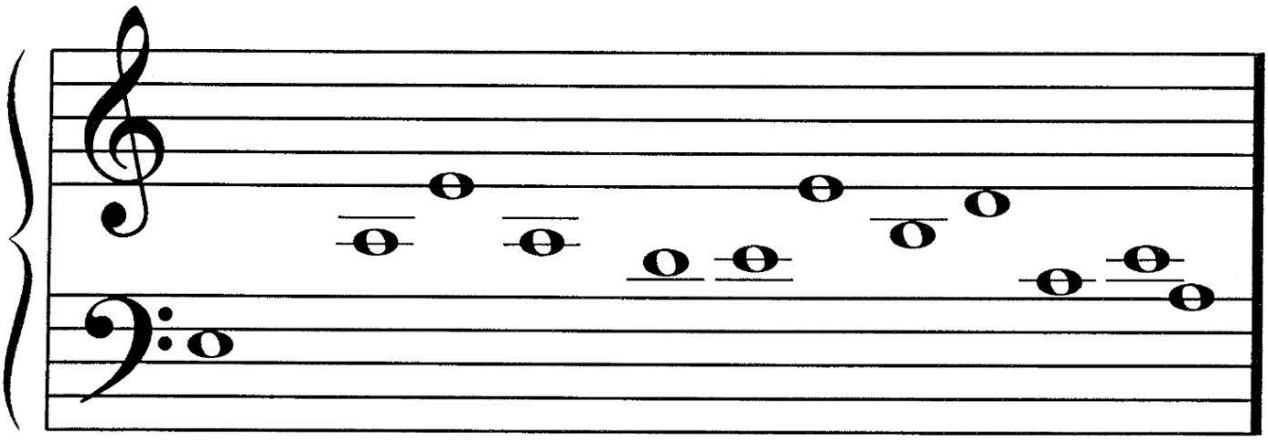

P__RSON M__K__S __ SOUN__! __V__RY__O__Y __L__ __RS



TH__ STR__ __TS! __ __ __ __LY __RN__ST, YOU'R__ __

CREEP ! ! ! ©

F R E E P I A N O M E T H O D . C O M
Although Mayron Cole owns the copyright to this page, she is granting permission to copy it **only** under the following condition: Teachers and students may print this page at home, school, or at their local print shop; and teachers and students may download, view, copy and/or share this page digitally.