The
MAYRON COLE PIANO METHOD

FUN SHEET

MINUET IN D MINOR
Johann Sebastian Bach

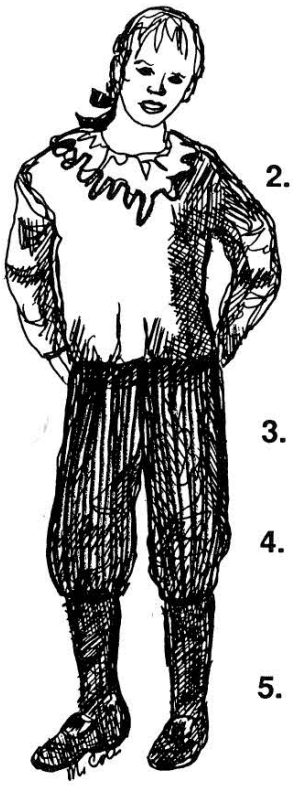

1. The MINUET was the most popular dance of all time! It was a favorite with the people of Europe for over 200 years! No other dance has lasted that long in popularity! The MINUET was danced by royalty and peasants alike. So many MINUETS were being danced from 1600 to 1800 that many pieces of music were written; and, most of them were named, simply, "MINUET." Have you ever seen music called "MINUET" before? _____

2. MINUETS were slow, graceful dances. When couples danced the MINUET, there was much bowing and gliding. Never play a MINUET fast!

   The TIME SIGNATURE of all MINUETS will be _____.
   ($\frac{3}{4}$ or $\frac{4}{4}$?)

3. The KEY SIGNATURE of MINUET IN D MINOR is one _____.
   (flat or sharp?)

4. SEVEN FLATS are used in music. In order, they are B E A D G C F. The first flat will always be _____ .
   (B or F?)

5. Without looking at the above answer, write the seven flats in order:

   _____♭ _____♭ _____♭ _____♭ _____♭ _____♭ _____♭.

6. The first FIVE FLATS use BLACK KEYS. What are the first FIVE FLATS in order:

   _____♭ _____♭ _____♭ _____♭ _____♭?

7. The last TWO FLATS use WHITE KEYS. What are the last TWO FLATS in order: _____♭ _____♭?

8. MINUET IN D MINOR will sound _____since it is written in a minor key.
   (happy or sad?)

   (Your teacher will play MINUET IN D MINOR as you listen. Does it sound a little sad?)

9. What note will be flatted throughout MINUET IN D MINOR? _____
   (B or F?)

Although Mayron Cole owns the copyright to this page, she is granting permission to copy it **only** under the following condition: Teachers and students may print this page at home, school, or at their local print shop; and teachers and students may download, view, copy and/or share this page digitally.

MINUET IN D MINOR

Johann Sebastian Bach
(1685 - 1750)



FREEPIANOMETHOD.COM
Although Mayron Cole owns the copyright to this page, she is granting permission to copy it **only** under the following condition: Teachers and students may print this page at home, school, or at their local print shop; and teachers and students may download, view, copy and/or share this page digitally.

(orchestrated accompaniment has a 2 measure count-in)





J.S. BACH AS
A YOUNG MAN

JOHANN SEBASTIAN BACH
(1685-1750)

JOHANN (say, "YŌ-hahn") BACH was born the same year as HANDEL and SCARLATTI! 1685 produced three of the greatest BAROQUE composers of all time.

Bach came from the greatest musical family that the world has ever known. Over 250 of his relatives were PROFESSIONAL MUSICIANS! Most of the castles and churches of Germany had a Bach working as a musician.

Before Bach was ten-years old, both of his parents died. Bach's older brother cared for him and taught him to play the organ. (Bach's brother had been a student of the great Pachabel!)

Years later, J.S. Bach would work as a church organist and would gain fame as a "tester" of organs throughout Germany. Bach's feisty temper led him into many bad situations with the royalty for whom he worked.

Bach was fired from his position as a church organist once for adding too many extra notes to the hymns. The congregation was not aware that Bach was developing the beautiful and ornate BAROQUE style for which he would later become famous.

Bach's first wife died suddenly when Bach was out of town. Heartbroken, Bach tried to raise his four children by himself. Later, he met and married ANNA MAGDALENA WILCKEN, a distant cousin. For her, he compiled ANNA MAGDALENA'S NOTEBOOK. Many of Bach's children became great musicians and composers.

Although Mayron Cole owns the copyright to this page, she is granting permission to copy it **only** under the following condition: Teachers and students may print this page at home, school, or at their local print shop; and teachers and students may download, view, copy and/or share this page digitally.

LEARNING FROM BACH!



1. Every good composer knows that he/she must have at least two good tunes (melodies) in order to write a composition.

These melodies may be quite short. Some are as short as only FOUR MEASURES. A four measure melody is often called a PHRASE. The word "phrase" does not have a definite meaning; but, it usually means "groups of FOUR MEASURES." A PHRASE is a musical idea or a musical sentence. The end of every PHRASE must have a CADENCE or a feeling of ending.

BACH used only two PHRASES (or melodies) to write MINUET IN D MINOR. Each PHRASE is only FOUR MEASURES long.

The first PHRASE (or melody) is called TUNE A. The second is called TUNE B.

2. Write the letter names below the notes of TUNE A.

TUNE A:



Write the letter names below the notes of TUNE B.

TUNE B:

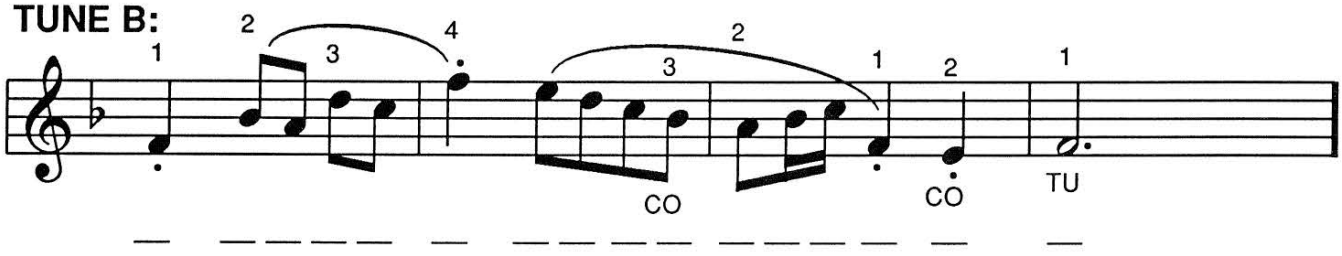

When you go to the piano, play each tune THREE TIMES. Then, play them once for your teacher. Next, play the LEFT-HAND notes before putting HANDS TOGETHER. (Turn to MINUET IN D MINOR for the left-hand notes.)

3. Your teacher will explain the 1st and 2nd ENDINGS to you.

FREEPIANOMETHOD.COM
Although Mayron Cole owns the copyright to this page, she is granting permission to copy it **only** under the following condition: Teachers and students may print this page at home, school, or at their local print shop; and teachers and students may download, view, copy and/or share this page digitally.

The
MAYRON COLE PIANO METHOD



FUN SHEET

MINUET IN D MINOR



ACROSS

1. A PHRASE IS USUALLY FOUR _____ LONG.
2. THE MOST POPULAR DANCE EVER WAS THE _____.
3. A COMPOSITION WRITTEN IN A _____ KEY SOUNDS A LITTLE SAD.
4. BEFORE BEGINNING ANY COMPOSITION, YOU SHOULD CHECK THE SHARPS OR FLATS IN THE _____ SIGNATURE.
5. THE MINUET WAS DANCED BY _____ AND PEASANTS ALIKE.

DOWN

6. MINUET IN D MINOR WAS WRITTEN BY _____.
7. & 8. A MINUET IS A _____ AND GRACEFUL _____.
9. THE _____ OF ALL MINUETS IS ALWAYS 3/4.
10. A FOUR MEASURE MELODY IS OFTEN CALLED A _____.

GET YOUR ANSWERS HERE!

BACH	MEASURES	MINOR
PHRASE	ROYALTY	TIME SIGNATURE
KEY	SLOW	
DANCE	MINUET	

F R E E P I A N O M E T H O D . C O M
Although Mayron Cole owns the copyright to this page, she is granting permission to copy it **only** under the following condition: Teachers and students may print this page at home, school, or at their local print shop; and teachers and students may download, view, copy and/or share this page digitally.

FUN WITH RHYTHM!



1. The TOP NUMBER of the TIME SIGNATURE tells you how many beats will be in each _____.
(staff or measure?)

The BOTTOM NUMBER tells you what type of _____
(note or measure?)
receives one beat.

The "4" stands for the 1/4 note or the QUARTER NOTE: ♩

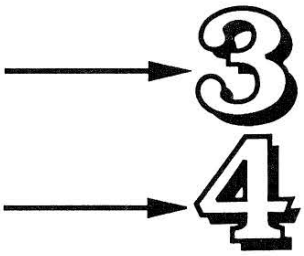

2. Look at the time signature below. Each measure should have ____ beats. Draw a circle around every beat with your pencil. Then, write the counts under the notes. Count with successive numbers: "1 + 2 + 3 +," etc.



SOMETHING NEW:  **= 1 BEAT. COUNT:** 
1 + a

3. Look at the time signature below. ONE NOTE or REST is missing from each measure. Draw in the note or the rest that is needed to make the measure complete. Then, write the counts under the notes and rests. Count with successive numbers: "1 + 2 + 3 +," etc.



---

4. Look at the time signature below. There should be _____ beats in every measure. Draw bar-lines where needed.



FREEPIANOMETHOD.COM
Although Mayron Cole owns the copyright to this page, she is granting permission to copy it **only** under the following condition: Teachers and students may print this page at home, school, or at their local print shop; and teachers and students may download, view, copy and/or share this page digitally.