Circle of Fifths Song-Teacher's Accompaniment

(A PIANO CLASS SING -ALONG -SONG!)

c 1990 Mayron Cole



FREEPIANOMETHOD.COM
Although Mayron Cole owns the copyright to this page, she is granting permission to copy it **only** under the following condition: Teachers and students may print this page at home, school, or at their local print shop; and teachers and students may download, view, copy and/or share this page digitally.

CREATED BY
MAYRON COLE

THE MAJOR FLAT SCALES
(THE MEMORY HELPER HAND©)

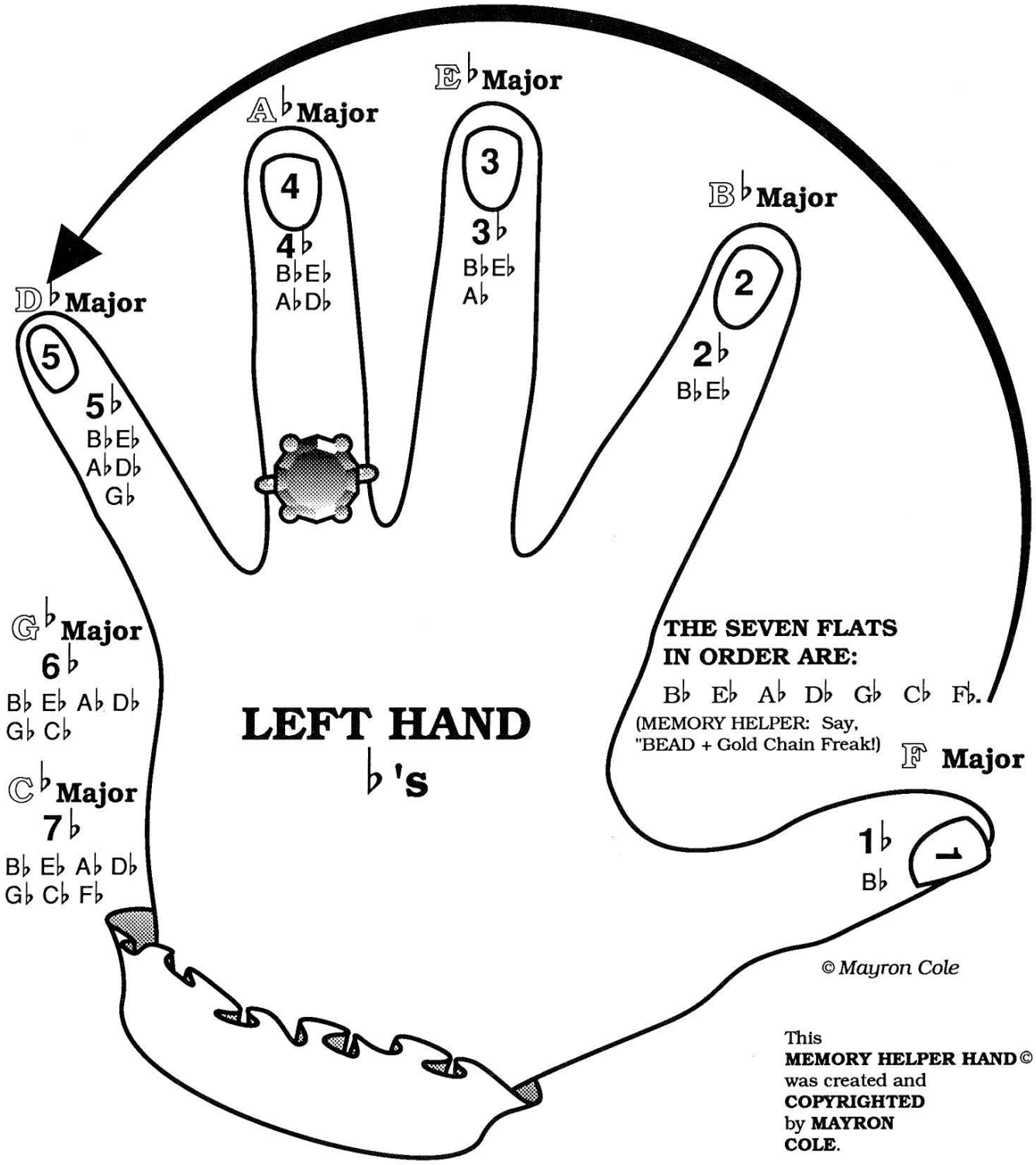

This **MEMORY HELPER HAND©** was created and **COPYRIGHTED** by **MAYRON COLE.**

FREEPIANOMETHOD.COM
Although Mayron Cole owns the copyright to this page, she is granting permission to copy it **only** under the following condition: Teachers and students may print this page at home, school, or at their local print shop; and teachers and students may download, view, copy and/or share this page digitally.

HOW TO USE THE MEMORY HELPER HAND© !
(This is Fun !)



1. Start with your L.H. finger #1 (thumb) and, moving toward your L.H. finger #5, say:

   "F - - - - B♭ E ♭ A ♭ D ♭."

   Look at the above. You are spelling the word **BEAD**, but you **MUST** say the word "flat" with each letter of the word!

2. The only flat scale that does **NOT** have the word **"FLAT"** in its name is the _____**- MAJOR SCALE.**
   (G or F?)

3. **NOW, PLEASE:**

   Wiggle L.H. #1 (thumb) and say: **"F."**
   This is to help you remember that the **F-MAJOR SCALE** has **1 FLAT**, and it is ____flat.

   Wiggle L.H. #2 and say: **"B♭."**
   This is to remind you that the **B♭-MAJOR SCALE** has **TWO FLATS** which are _____ & _____.

   Wiggle L.H. #3 and say: **"E♭."**
   This is to prod your memory that the **E♭-MAJOR SCALE** has **THREE FLATS**; and they are _____, _____, & _____.

   Wiggle L.H. #4 and say: **"A♭."**
   Hopefully, this will remind you that the **A♭-MAJOR SCALE** has **FOUR FLATS**; and they are _____, _____, _____, & _____.

   At last, wiggle L.H. #5 and say: **"D♭."**
   Of course, you will always remember that the **D♭-MAJOR SCALE** has **FIVE FLATS** and that they are ____, _____, ____, _____, & _____!

4. During game time, your **PIANO CLASS** will be asked questions about **FLAT AND SHARP SCALES.** Can you do it? _____
   I think that you **CAN** do it!! You're ready!

F R E E P I A N O M E T H O D . C O M
Although Mayron Cole owns the copyright to this page, she is granting permission to copy it **only** under the following condition: Teachers and students may print this page at home, school, or at their local print shop; and teachers and students may download, view, copy and/or share this page digitally.

BECOMING GREAT WITH FLAT AND SHARP SCALES!

A. SOMETHING FUN TO REMEMBER: For every **FLAT SCALE** there is a **SHARP SCALE** that begins with the same **LETTER NAME!**

Example: **B♭** is a **FLAT SCALE** and
B is a **SHARP SCALE.**



B. If you can remember the number **"seven,"** you will be good at the following:

If you **ADD** the number of **FLATS** to the number of **SHARPS** in the scales with the **SAME LETTER NAME**, the sharps and flats **always** add up to **SEVEN!**

EXAMPLE: **A** has 3 sharps: **3**
A♭ has 4 flats: **+4**
7

Now, see if you can answer these easy **SHARP AND FLAT SCALE QUESTIONS:**

1. If **E** has four sharps, then **E♭** will have to have _____flats.
2. If **A♭** has four flats, then **A** will have to have _____sharps. What are those sharps? _____
3. If **D** has two sharps, then **D♭** must have _____ flats. What are those flats? _____

C. NOW, SEE IF YOU CAN THINK AND REASON:

1. If **C** has no flats, then **C♯** must have _____sharps.
2. If **F** has one flat, then **F♯** must have _____sharps.
3. If **C** has 0 sharps and flats, then **C♭** must have _____flats.
4. If **G** has one sharp, then **G♭** must have _____flats.

F R E E P I A N O M E T H O D . C O M
Although Mayron Cole owns the copyright to this page, she is granting permission to copy it **only** under the following condition: Teachers and students may print this page at home, school, or at their local print shop; and teachers and students may download, view, copy and/or share this page digitally.

BECOMING GREAT WITH FLATS !

A. There are **SEVEN FLATS** used in music. In order they are:

B♭ E♭ A♭ D♭ ----- G♭ C♭ F♭.

The **FIRST FOUR** spell the word **"BEAD."**
Then, you must memorize **"GCF"! ("Gold Chain Freak"!)**

Now, cover the above answer with your hand and write the seven flats in order (Can you do it?):



___♭ ___♭ ___♭ ___♭ ___♭ ___♭ ___♭.

The **SEVEN SHARPS** in order are:

___# ___# ___# ___# ___# ___# ___#.

B. Next, look at the above **FLATS.**
Then, look at the above **SHARPS.**

Do you see that if you say the **SHARPS** backward you are actually saying the **FLATS** forward?

TRY IT: **F C G D A E B = SHARPS.**

B E A D G C F = FLATS.

C. The **SEVEN FLATS** and the **SEVEN SHARPS** must be drawn correctly on the **GRAND STAFF.** See if you can draw all seven of the sharps and flats **CORRECTLY** on the two little **GRAND STAFFS** below.

DRAW THE SEVEN SHARPS ON BOTH STAFFS.



DRAW THE SEVEN FLATS ON BOTH STAFFS.



F R E E P I A N O M E T H O D . C O M
Although Mayron Cole owns the copyright to this page, she is granting permission to copy it **only** under the following condition: Teachers and students may print this page at home, school, or at their local print shop; and teachers and students may download, view, copy and/or share this page digitally.

IT IS TIME FOR **YOU**, THE GREAT SCALE DETECTIVE©, TO SOLVE THESE MAJOR FLAT-SCALE CASES!

DO YOU REMEMBER THE MEMORY HELPER HAND© for FLATS? IF YOU CAN, YOU ARE READY TO BE A SCALE DETECTIVE!

HERE ARE YOUR CASES:

Below are some FLAT-SCALE KEY SIGNATURES. Write the scale name below each on the blank provided. Then, draw the KEYNOTE of the scale on the two staffs. (The KEYNOTE name is the same as the SCALE NAME!)



CASE #1.

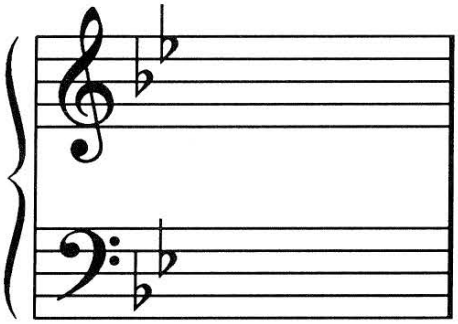

_____

CLUES:

a. You see two flats on each staff. You say to yourself, "WHAT MAJOR FLAT SCALE HAS TWO FLATS?" You decide that it is ____ Major.

b. You write the scale name on the blank provided. Then you draw the KEYNOTE on each staff.

Easy? **YEA!!**

CASE #2.

CLUES:

a. You see FIVE FLATS on each staff. You cannot remember which FLAT SCALE has five flats, but you CAN remember which SHARP SCALE has TWO SHARPS. What sharp scale has two sharps? _____

b. Then, this KEY SIGNATURE must belong to_____ -flat Major!
(B or D?)



_____

c. Draw the KEYNOTE of the scale on both of the staffs!

"Elementary, my dear Watson!"

F R E E P I A N O M E T H O D . C O M
Although Mayron Cole owns the copyright to this page, she is granting permission to copy it **only** under the following condition: Teachers and students may print this page at home, school, or at their local print shop; and teachers and students may download, view, copy and/or share this page digitally.

The
MAYRON COLE PIANO METHOD



FUN SHEET

BECOMING GREAT WITH SCALES!

THE F-MAJOR SCALE!

1. SCALES ARE MADE OF A PATTERN OF WHOLE STEPS AND HALF STEPS. THIS IS THE MAJOR-SCALE PATTERN:

   "W W H W W W H."

   W = Whole Step; H = Half Step.
   PLEASE MEMORIZE THIS EASY PATTERN!

2. BELOW IS THE F-MAJOR SCALE. EVERY SCALE DEGREE (OR NOTE) HAS BEEN NUMBERED. THE HALF STEPS WILL FALL BETWEEN SCALE DEGREES 3 & 4 and BETWEEN 7 & 8. Connect 3 and 4 with a small slur. Connect 7 & 8 with a small slur.



F R E E P I A N O M E T H O D . C O M
Although Mayron Cole owns the copyright to this page, she is granting permission to copy it **only** under the following condition: Teachers and students may print this page at home, school, or at their local print shop; and teachers and students may download, view, copy and/or share this page digitally.

3. Below is the F-MAJOR SCALE. The numbers, this time, are FINGERING NUMBERS. Practice the right hand several times. Then, practice the left hand. If you are brave, play the scale slowly, HANDS TOGETHER! Watch for the tuck unders and the cross overs!

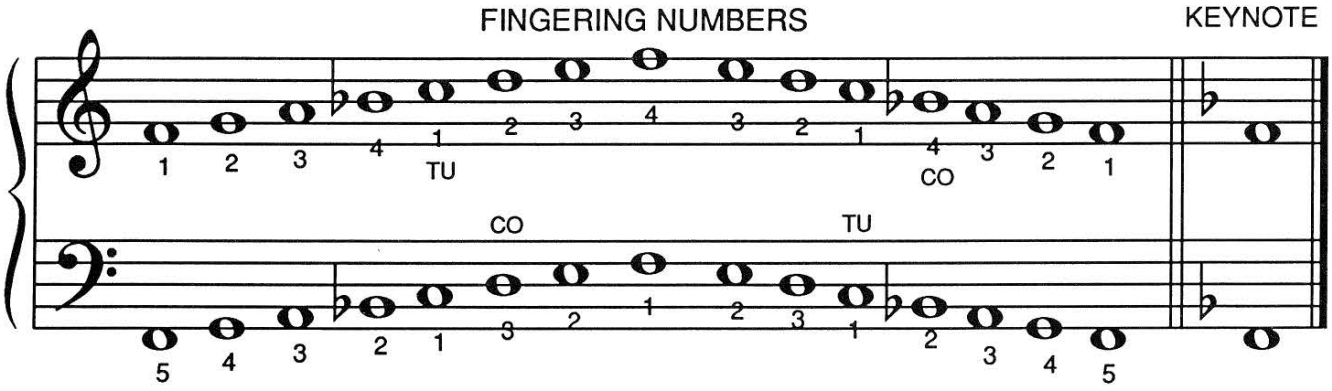



4. The ALTERED NOTE or CHANGED NOTE in the F-MAJOR SCALE is _____flat.
(F or B?)

5. This ALTERED or CHANGED NOTE is called the KEY SIGNATURE of F Major. _____
(yes or no?)

6. Practice, below, drawing the KEY SIGNATURE of F MAJOR. Also, write the KEYNOTE or TONIC NOTE of F MAJOR.

Example: Now, You try:



F R E E P I A N O M E T H O D . C O M
Although Mayron Cole owns the copyright to this page, she is granting permission to copy it **only** under the following condition: Teachers and students may print this page at home, school, or at their local print shop; and teachers and students may download, view, copy and/or share this page digitally.