The
MAYRON COLE PIANO METHOD

FUN SHEET



BOURDON
FRANCOIS COUPERIN

1. A BOURDON has a repetitious LEFT-HAND PART that sounds like the repetitious "droning" of a bagpipe. What notes are played over and over by the left hand in BOURDON?



___ ___ ___ ___

2. There is one _____ in the KEY SIGNATURE of
(sharp or flat?)
BOURDON. What note will be sharped? _____
(B or F?)

3. There are THREE PAIRS of "BLACK DOG EAR" (BDE) keys in BOURDON. Find the three places where you play $C^{\sharp}$ and $D^{\sharp}$ in succession and circle them in your music.
Clue: One pair will be difficult to find!
(GIVE UP? The answers are at the bottom of this page!)

4. BOURDON was written long ago by_____.
(J.S. Bach or Couperin?)

BLACK DOG EARS are found in measure 3;
the last note of measure 8 & the first note of
measure 9; and, the last note of measure 12
& first note of measure 13!

FREEPIANOMETHOD.COM
Although Mayron Cole owns the copyright to this page, she is granting permission to copy it **only** under the following condition: Teachers and students may print this page at home, school, or at their local print shop; and teachers and students may download, view, copy and/or share this page digitally.

BOURDON

Francois Couperin
(1668 - 1733)



FREEPIANOMETHOD.COM
Although Mayron Cole owns the copyright to this page, she is granting permission to copy it **only** under the following condition: Teachers and students may print this page at home, school, or at their local print shop; and teachers and students may download, view, copy and/or share this page digitally.

(orchestrated accompaniment has a 2 measure count-in)



Although Mayron Cole owns the copyright to this page, she is granting permission to copy it **only** under the following condition: Teachers and students may print this page at home, school, or at their local print shop; and teachers and students may download, view, copy and/or share this page digitally.



FUN WITH RHYTHM!

1. The TOP NUMBER of the TIME SIGNATURE tells you how many_____ (rests or beats?) will be in each measure.

The BOTTOM NUMBER tells you what type of note receives _____ beat(s). (1 or 3?)

The "4" stands for the 1/4 note or the _____note. (half or quarter?)

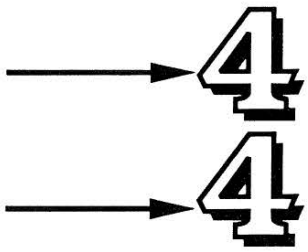

2. DRAW A QUARTER-DOT NOTE: _____. DRAW AN EIGHTH NOTE: _____.

3. Look at the TIME SIGNATURE below. Each measure should have_____ beats. (3 or 4?)

Write the COUNTS below each note. Use sequence numbers: "1 + 2 + 3 + 4 +," etc.

Reminder:

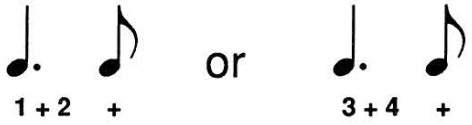

SPLIT MEASURE! (Anacrusis) SPLIT MEASURES: First and last measures equal 4 beats combined!



On C, E, and G Keys, tap the above rhythms with your class.

F R E E P I A N O M E T H O D . C O M
Although Mayron Cole owns the copyright to this page, she is granting permission to copy it **only** under the following condition: Teachers and students may print this page at home, school, or at their local print shop; and teachers and students may download, view, copy and/or share this page digitally.