The
MAYRON COLE PIANO METHOD

FUN SHEET

A LITTLE NIGHT MUSIC©

1. Two **LEFT-HAND INTERVALS** are "echoed" by the **RIGHT HAND** in **A LITTLE NIGHT MUSIC**. "Echo" means to play the same sounds - but in a different place on the keyboard.
Write the letter names under the following "echo" intervals.





At the piano, play these notes three times and once for your teacher.

2. **TIE MARKS** and **SLUR MARKS** look the same. But, does a **TIE** mean to keep holding a note and a **SLUR** mean to play several notes **SMOOTHLY**?

_____
(yes or no?)

3. The following patterns are also "echoes" of each other.
Write the letter name below each note on the blank provided.

At the piano, play these notes three times and once for your teacher.



F R E E P I A N O M E T H O D . C O M
Although Mayron Cole owns the copyright to this page, she is granting permission to copy it **only** under the following condition: Teachers and students may print this page at home, school, or at their local print shop; and teachers and students may download, view, copy and/or share this page digitally.

A LITTLE NIGHT MUSIC

(orchestrated accompaniment has a 2 measure count-in)

© Mayron Cole





FREEPIANOMETHOD.COM
Although Mayron Cole owns the copyright to this page, she is granting permission to copy it **only** under the following condition: Teachers and students may print this page at home, school, or at their local print shop; and teachers and students may download, view, copy and/or share this page digitally.







CO = CROSS OVER
TU = TUCK UNDER

F R E E P I A N O M E T H O D . C O M
Although Mayron Cole owns the copyright to this page, she is granting permission to copy it **only** under the following condition: Teachers and students may print this page at home, school, or at their local print shop; and teachers and students may download, view, copy and/or share this page digitally.

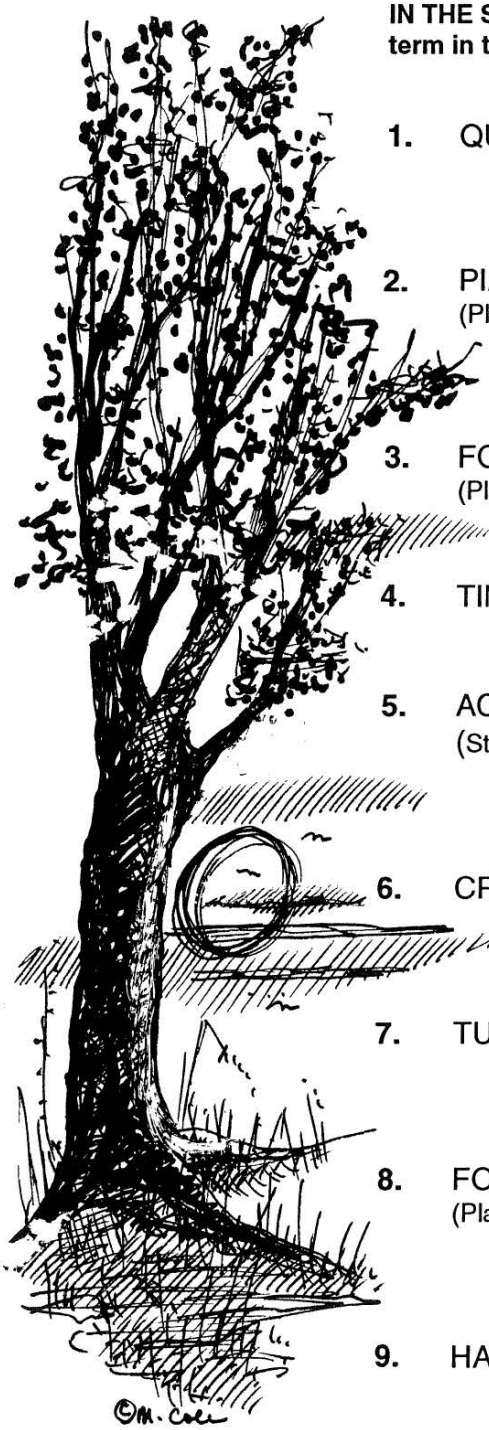

IN THE SECOND COLUMN are some musical symbols that match with a musical term in the FIRST COLUMN. Write the correct letter on the blank provided.

1. QUARTER REST:____.

2. PIANO:____.
(Play quietly.)

3. FORTE:____.
(Play loudly.)

4. TIME SIGNATURE:____.

5. ACCENT MARK:____.
(Strike the key a little harder.)

6. CROSS OVER:____.

7. TUCK UNDER:____.

8. FORTISSIMO:____.
(Play very loudly.)

9. HALF REST:____.

10. WHOLE REST:____.

11. TWO EIGHTHS:____.

A. CO



B. *ff*

C.



D.



E.

F. *p*

G. >

H. *f*

I. TU

J.

K. 4/4

F R E E P I A N O M E T H O D . C O M
Although Mayron Cole owns the copyright to this page, she is granting permission to copy it **only** under the following condition: Teachers and students may print this page at home, school, or at their local print shop; and teachers and students may download, view, copy and/or share this page digitally.

The
MAYRON COLE PIANO METHOD

FUN SHEET

REMEMBER THE SIOUX NATION©

"**SIOUX**" is pronounced "SOO." The **SIOUX NATION** was a very large group of **INDIAN** tribes. The territory of the **SIOUX NATION** included most of what is now the west and central United States. Please remember the **SIOUX NATION** with dignity!

1. There are only **THREE** left-hand intervals in **REMEMBER THE SIOUX NATION**. Write the letter names below these intervals. When you go to the piano, play the intervals several times before you practice the right-hand part.



2. Look at the following intervals. Write a "4" under each **FOURTH,** a "5" under each **FIFTH**, and a "6" under each **SIXTH**.



FREEPIANOMETHOD.COM
Although Mayron Cole owns the copyright to this page, she is granting permission to copy it **only** under the following condition: Teachers and students may print this page at home, school, or at their local print shop; and teachers and students may download, view, copy and/or share this page digitally.

CREATED BY
MAYRON COLE

REMEMBER THE SIOUX NATION

© Mayron Cole



FREEPIANOMETHOD.COM
Although Mayron Cole owns the copyright to this page, she is granting permission to copy it **only** under the following condition: Teachers and students may print this page at home, school, or at their local print shop; and teachers and students may download, view, copy and/or share this page digitally.

(orchestrated accompaniment has a 2 measure count-in)



CF = CHANGE FINGERS





F R E E P I A N O M E T H O D . C O M
Although Mayron Cole owns the copyright to this page, she is granting permission to copy it **only** under the following condition: Teachers and students may print this page at home, school, or at their local print shop; and teachers and students may download, view, copy and/or share this page digitally.

CREATED BY
MAYRON COLE

TRY YOUR COUNTING SKILLS WITH THESE GREAT RHYTHM TAPS!©

(orchestrated accompaniment has a 2 measure count-in) © *Mayron Cole*

R.H. = Tap on any C, E, or G key. L.H. = Tap on aNY C, E, OR G key.

I. GHERKIN LEVEL: How well did you do?_____

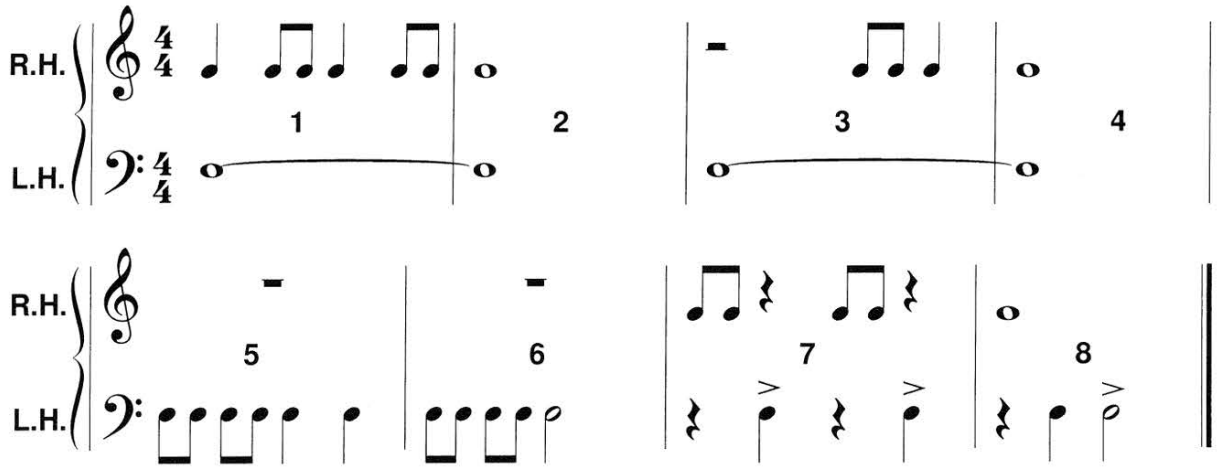

II. CUCUMBER LEVEL: How well did you do? _____



III. WATERMELON LEVEL: How well did you do? _____



FREEPIANOMETHOD.COM
Although Mayron Cole owns the copyright to this page, she is granting permission to copy it **only** under the following condition: Teachers and students may print this page at home, school, or at their local print shop; and teachers and students may download, view, copy and/or share this page digitally.

The
MAYRON COLE PIANO METHOD

FUN SHEET

REMEMBER THE SIOUX NATION© (BONUS)



1. There are **INNER LEGER NOTES** in **REMEMBER THE SIOUX NATION** . **INNER LEGER NOTES** are notes that are written **BETWEEN THE STAFFS**. (Middle C is an **INNER LEGER NOTE**!)

   The **INNER LEGER NOTES** in this piece are for the **RIGHT HAND**. They tell the **RIGHT HAND** to play in the **LEFT-HAND's** "territory." In other pieces you might have **LEFT-HAND** inner leger notes.

2. **LOOK AT THE FOLLOWING INNER LEGER NOTES**. First, write the name of the inner leger note on the line below the staff. Then, draw another note that is **THE SAME KEY** on the keyboard. (In other words, two different notes on the staff can tell you to strike the **SAME KEY**!)

   THERE ARE THREE NOTES THAT ARE NORMALLY INNER LEGER NOTES. WHAT ARE THEY?

   ___ ___ ___ (If you give up, look at the bottom of the page for an answer!)



B *B* ___ ___ ___

Answer: MIDDLE C, D, and B!

FREEPIANOMETHOD.COM
Although Mayron Cole owns the copyright to this page, she is granting permission to copy it **only** under the following condition: Teachers and students may print this page at home, school, or at their local print shop; and teachers and students may download, view, copy and/or share this page digitally.

FIND A MUSICAL SYMBOL IN THE SECOND COLUMN THAT MATCHES WITH THE MUSICAL TERM IN THE FIRST COLUMN. WRITE THE CORRECT LETTER ON THE LINE PROVIDED.



1. ACCENT MARK:____.
(Strike the key a little harder.)

2. GRADUALLY PLAY SLOWER:____.

3. FERMATA:____.
(Hold the note or rest a little longer.)

4. PIANO:____.
(Play softly.)

5. PIANISSIMO:____.
(Play VERY softly.)

6. QUARTER REST:____.

7. TIME SIGNATURE:____.

8. BRACE:____.

9. TREBLE CLEF:____.
(G CLEF or HIGH CLEF)

A. 3/4

B. *pp*

C.

D. >

E.

F. *ritardando*

G. *p*

H.

I.

F R E E P I A N O M E T H O D . C O M
Although Mayron Cole owns the copyright to this page, she is granting permission to copy it **only** under the following condition: Teachers and students may print this page at home, school, or at their local print shop; and teachers and students may download, view, copy and/or share this page digitally.