The
MAYRON COLE PIANO METHOD



FUN SHEET

GALLOPING HORSES©

1. The **LEFT HAND** plays three **INTERVALS** in **GALLOPING HORSES**. Write the letter names of these notes.

When you go to the piano, play these LEFT-HAND INTERVALS. How well did you do?_____



2. There are many **FIFTHS** and **SIXTHS** in **GALLOPING HORSES.** Fifths are line/line or space/space intervals and skip _____white keys.
(3 or 4?)

Sixths are line/space intervals and skip _____white keys.
(3 or 4?)

3. Below are a series of **FOURTHS, FIFTHS** and **SIXTHS INTERVALS.** Write a "4" under each **FOURTH**, a "5" under each **FIFTH**, and a "6" under each **SIXTH.**



4. Write the letter names below these notes. On which note do you **TUCK UNDER**? _____
(A or B?)

When you go to the piano play these **LEFT-HAND NOTES** for your teacher. Then, turn to measures 31 and 32 on page 19 and play these notes from your music.



Although Mayron Cole owns the copyright to this page, she is granting permission to copy it **only** under the following condition: Teachers and students may print this page at home, school, or at their local print shop; and teachers and students may download, view, copy and/or share this page digitally.

GALLOPING HORSES !

Rather Fast!

© Mayron Cole



FREEPIANOMETHOD.COM
Although Mayron Cole owns the copyright to this page, she is granting permission to copy it **only** under the following condition: Teachers and students may print this page at home, school, or at their local print shop; and teachers and students may download, view, copy and/or share this page digitally.

(orchestrated accompaniment has a 2 measure count-in)



FREEPIANOMETHOD.COM
Although Mayron Cole owns the copyright to this page, she is granting permission to copy it **only** under the following condition: Teachers and students may print this page at home, school, or at their local print shop; and teachers and students may download, view, copy and/or share this page digitally.







F R E E P I A N O M E T H O D . C O M
Although Mayron Cole owns the copyright to this page, she is granting permission to copy it **only** under the following condition: Teachers and students may print this page at home, school, or at their local print shop; and teachers and students may download, view, copy and/or share this page digitally.





CF = CHANGE FINGERS
CO = CROSS OVER
TU = TUCK UNDER



F R E E P I A N O M E T H O D . C O M
Although Mayron Cole owns the copyright to this page, she is granting permission to copy it **only** under the following condition: Teachers and students may print this page at home, school, or at their local print shop; and teachers and students may download, view, copy and/or share this page digitally.

FIND AN ITEM IN THE SECOND COLUMN THAT MATCHES WITH THE MUSICAL TERM OR SYMBOL IN THE FIRST COLUMN. WRITE THE CORRECT LETTER ON THE BLANK PROVIDED.





1. **ACCENT MARK: E**. (Strike the key a little harder.)
2. **SHARP SIGN:** _____. (Go forward to the very next key.)
3. **FINE:** _____. (Say, "FEE-nay.")
4. **D. C. al FINE:** _____.
5. **QUARTER REST:** _____.
6. **CROSS OVER:** _____.
7. **TUCK UNDER:** _____.
8. **PLAY SMOOTHLY:** _____.
9. **TIME SIGNATURE:** _____.
10. **BASS CLEF:** _____. (F CLEF or LOW CLEF)

A. 

B. GO BACK TO THE BEGINNING AND PLAY TO "FINE."

C. TU

D. $\frac{3}{4}$

E.

F. 

G. 

H. the END

I. CO

J. SLUR MARK or PHRASE MARK

F R E E P I A N O M E T H O D . C O M
Although Mayron Cole owns the copyright to this page, she is granting permission to copy it **only** under the following condition: Teachers and students may print this page at home, school, or at their local print shop; and teachers and students may download, view, copy and/or share this page digitally.