The
MAYRON COLE PIANO METHOD

FUN SHEET ©

GOING HOME
(Dvorak)



1. There are many **CHORDS** in **GOING HOME.** A **CHORD** must have at least _____notes.
   (2 or 3?)

2. An **INTERVAL** has only _____notes(s).
   (1 or 2?)

3. Some of the **CHORDS** are written in **ROOT POSITION** (All of the notes will be **LINE NOTES**, or all of the notes will be **SPACE NOTES**.);

   and

   some of the **CHORDS** are written as **INVERSIONS** (A 3rd and a 4th **INTERVAL** stacked atop each other!).

Under the following chords write an "R" if the chord is in **ROOT POSITION**; write an "I" if the chord is in **INVERSION POSITION**.



___ ___ ___ ___ ___ ___

4. Write the letter names below these **CHORDS**. Next, go to the piano and play each **CHORD** three times. Then, play each chord once for your teacher.



___ ___

Although Mayron Cole owns the copyright to this page, she is granting permission to copy it **only** under the following condition: Teachers and students may print this page at home, school, or at their local print shop; and teachers and students may download, view, copy and/or share this page digitally.

GOING HOME

(Largo movement from **THE NEW WORLD SYMPHONY**)

(orchestrated accompaniment has a 2 measure count-in)

Very Slowly

Antonin Dvorak (1841-1904)



FREEPIANOMETHOD.COM
Although Mayron Cole owns the copyright to this page, she is granting permission to copy it **only** under the following condition: Teachers and students may print this page at home, school, or at their local print shop; and teachers and students may download, view, copy and/or share this page digitally.



FREEPIANOMETHOD.COM
Although Mayron Cole owns the copyright to this page, she is granting permission to copy it **only** under the following condition: Teachers and students may print this page at home, school, or at their local print shop; and teachers and students may download, view, copy and/or share this page digitally.



FREEPIANOMETHOD.COM
Although Mayron Cole owns the copyright to this page, she is granting permission to copy it **only** under the following condition: Teachers and students may print this page at home, school, or at their local print shop; and teachers and students may download, view, copy and/or share this page digitally.





Although Mayron Cole owns the copyright to this page, she is granting permission to copy it **only** under the following condition: Teachers and students may print this page at home, school, or at their local print shop; and teachers and students may download, view, copy and/or share this page digitally.

LEARNING TO WRITE MUSIC!

1. On page 26-B you learned to correctly draw the **BRACE**!

Let's review:



FIRST, DRAW A BAR-LINE:

THEN, DRAW A SLENDER C;

NEXT, DRAW A LITTLE MOUNTAIN;

THEN ANOTHER SLENDER C.





Step 1



Step 2



Step 3

NOW, **YOU** DRAW IT!



Example



Step 1



Step 2



Step 3

2. ON THE GRAND STAFF BELOW DRAW THE FOLLOWING MUSIC SYMBOLS:

a. A BAR-LINE & A BRACE.

b. A TREBLE CLEF. (on the high staff)

c. A BASS CLEF. (on the low staff)

d. A $\frac{4}{4}$ TIME SIGNATURE ON BOTH STAFFS.

e. 2 BAR-LINES.

f. 1 DOUBLE BAR-LINE at the end of the staff.

F R E E P I A N O M E T H O D . C O M
Although Mayron Cole owns the copyright to this page, she is granting permission to copy it **only** under the following condition: Teachers and students may print this page at home, school, or at their local print shop; and teachers and students may download, view, copy and/or share this page digitally.

The
MAYRON COLE PIANO METHOD

FUN SHEET
BE A GREAT SCALE DETECTIVE© !



STUDY THESE MAJOR SCALE CLUES:

- **C-MAJOR SCALE =** no sharps or flats.
  (Keynote of **C-MAJOR SCALE** is **C**!!)
- **G-MAJOR SCALE** = 1 sharp (**F**♯).
  (Keynote of **G-MAJOR SCALE** is **G**!!)
- **D-MAJOR SCALE** = 2 sharps (**F**♯ & **C**♯).
  (Keynote of **D-MAJOR SCALE** is **D**!!)
- **F-MAJOR SCALE** = 1 flat (**B**♭).
  (Keynote of **F-MAJOR SCALE** is **F**!!)
- **B**♭**-MAJOR SCALE** = 2 flats (**B**♭ & **E**♭).
  (Keynote of **B**♭ **-MAJOR SCALE** is **B**♭ !!)

ANSWER THESE KEY SIGNATURE & KEYNOTE QUESTIONS. If you must look at the above clues for help, do it! But, try to answer as many questions as possible from memory!!

1. What major scale has 2 flats for a key signature? _____ (B♭ or F?)
2. What major scale has 1 sharp for a key signature? _____ (D or G?)
3. What major scale has **NO** sharps and **NO** flats in its key signature? _____ (F or C?)
4. What major scale has a **KEYNOTE** of F? _____ (G or F?)
5. What major scale has 1 flat for a key signature? _____ (G or F?)
6. What major scale has 2 sharps for a key signature? _____ (B♭ or D?)
7. What major scale has a **KEYNOTE** of B♭ ? _____ (F or B♭?)

Although Mayron Cole owns the copyright to this page, she is granting permission to copy it **only** under the following condition: Teachers and students may print this page at home, school, or at their local print shop; and teachers and students may download, view, copy and/or share this page digitally.

WRITE THE SCALE NAME IN THE BLANK BESIDE THE KEY SIGNATURE TO WHICH IT BELONGS.

scale detective⇨





ANSWER OPTIONS:

G MAJOR

B♭ MAJOR

F MAJOR

D MAJOR

C MAJOR

F R E E P I A N O M E T H O D . C O M
Although Mayron Cole owns the copyright to this page, she is granting permission to copy it **only** under the following condition: Teachers and students may print this page at home, school, or at their local print shop; and teachers and students may download, view, copy and/or share this page digitally.