The
MAYRON COLE PIANO METHOD



FUN SHEET ©

THE SWAN

Saint-Saëns



The **TOP NUMBER** of the _____signature tells
(key or time?)
you how many beats are in one _____.
(staff or measure?)

The **BOTTOM NUMBER** tells you what type of note receives _____beat(s).
(1 or 4?)

DRAW A QUARTER NOTE: _____. DRAW A QUARTER REST: _____.

1. Look at the above **TIME SIGNATURE**. How many beats will be in **ONE MEASURE**? _____
(6 or 4?)

2. What type of note receives **ONE BEAT**? _____
(whole note or quarter note?)

3. Draw bar-lines below to correctly divide the notes and the rests into measures. Then, write the counts under each note and rest. **BE SURE** that the counts are written **DIRECTLY UNDER** the note or the rest to which the count belongs! Be accurate!

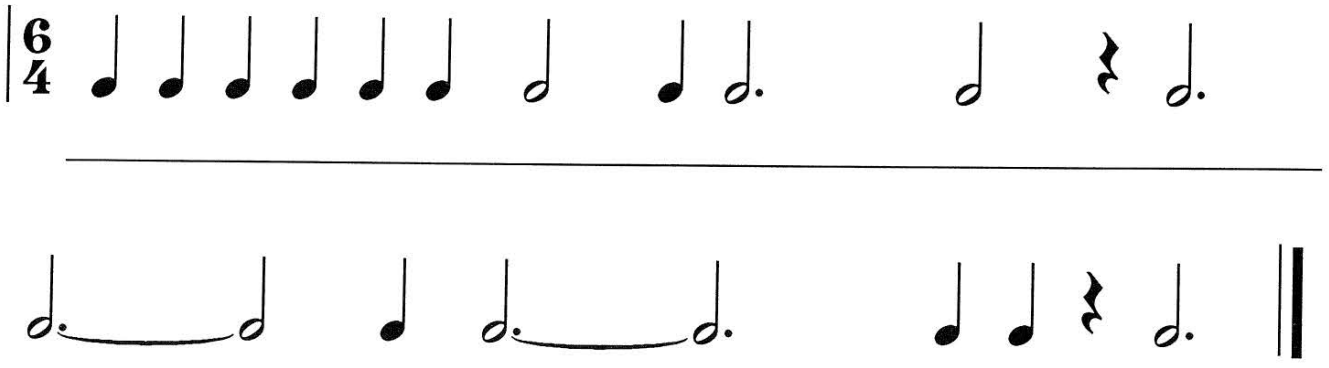

Although Mayron Cole owns the copyright to this page, she is granting permission to copy it **only** under the following condition: Teachers and students may print this page at home, school, or at their local print shop; and teachers and students may download, view, copy and/or share this page digitally.



THE SWAN

(orchestrated accompaniment
has a 2 measure count-in)

Camille Saint-Saëns (1835-1921)

© Arr. by Mayron Cole

Tempo di Floating Swan

FREEPIANOMETHOD.COM
Although Mayron Cole owns the copyright to this page, she is granting permission to copy it **only** under the following condition: Teachers and students may print this page at home, school, or at their local print shop; and teachers and students may download, view, copy and/or share this page digitally.



R.H. = RIGHT HAND.
L.H. = LEFT HAND.



Although Mayron Cole owns the copyright to this page, she is granting permission to copy it **only** under the following condition: Teachers and students may print this page at home, school, or at their local print shop; and teachers and students may download, view, copy and/or share this page digitally.

CREATED BY
MAYRON COLE

WORLD'S GREATEST RHYTHM TAPS!©

(orchestrated accompaniment has a 2 measure count-in) © *Mayron Cole*

R.H. = Tap on any C, E, or G key. L.H. = Tap on any C, E, or G key.

I. GNAT LEVEL: How well did you do? _____

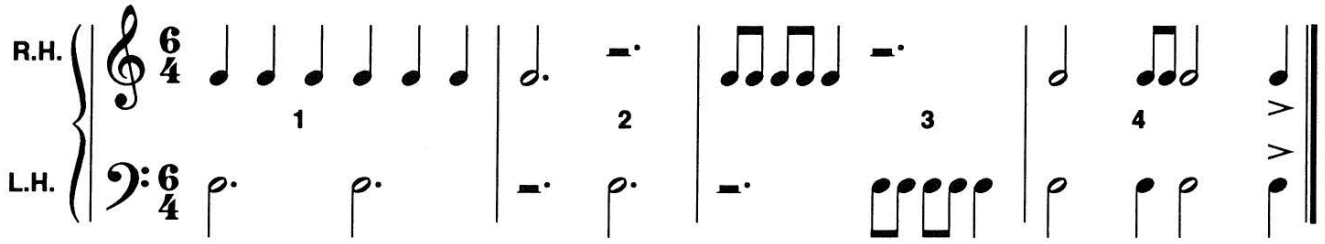

II. TSETSE FLY LEVEL: How well did you do? _____



III. BLUE TAIL FLY LEVEL: How well did you do? _____



F R E E P I A N O M E T H O D . C O M
Although Mayron Cole owns the copyright to this page, she is granting permission to copy it **only** under the following condition: Teachers and students may print this page at home, school, or at their local print shop; and teachers and students may download, view, copy and/or share this page digitally.

The
MAYRON COLE PIANO METHOD



FUN SHEET

MORE FUN WITH SCALES

BE A SCALE DETECTIVE©!!!! FOLLOW THE CLUES!

1. **MAJOR SCALES** contain a pattern of **WHOLE STEPS** and **HALF STEPS.** Can you remember the **MAJOR SCALE PATTERN?** Write the pattern below:

   ____ ____ ____ ____ ____ ____ ____.

2. **MAJOR SCALES** can be "built" upon every key on the keyboard. The **ONLY MAJOR SCALE** that has **ONLY WHITE KEYS** is

   C MAJOR!! (Remember this fact!)

   All of the other **MAJOR SCALES** will have **BLACK KEYS** and will need **SHARPS** or **FLATS** written with one or more of the notes in the scale.

BELOW, ARE THREE MAJOR SCALES. PAY CLOSE ATTENTION TO THE SHARPS (OR FLATS) INVOLVED WITH EACH SCALE. These **SHARPS** (or **FLATS**) will be the scale's **"KEY SIGNATURE"**! The **NOTE** on which a scale starts and ends is named the **"KEYNOTE"**! Other words that mean the same as **"KEYNOTE"** are **TONE NOTE, TONIC NOTE,** & **KEY TONE.**

3. **F-MAJOR SCALE = F G A B♭ C D E F.**

   a. What is the **KEYNOTE** of the above scale? _____ (F or B♭?)

   b. What note is **CHANGED** or **ALTERED** (flatted or sharped?) _____ (B or F?)

   What did the note become? _____ (B♭ or F♯ ?)

   c. The **ALTERED** or **CHANGED NOTE** is the **KEY SIGNATURE** of the **F-MAJOR SCALE**! Could you say that the **KEY SIGNATURE** of the **F-MAJOR SCALE** is B♭ ? _____ (yes or no?)

Although Mayron Cole owns the copyright to this page, she is granting permission to copy it **only** under the following condition: Teachers and students may print this page at home, school, or at their local print shop; and teachers and students may download, view, copy and/or share this page digitally.

4. Here is another **MAJOR SCALE**:

D E F♯ G A B C♯ D.

a. The **HALF STEPS** are between notes _____ & _____ and _____ & _____. Mark the **HALF STEPS** in the above scale with a small slur mark.

b. The **KEYNOTE** of the above scale is _____.
(C♯ or D?)

c. The **KEY SIGNATURE** of the above scale is _____♯ and _____♯.
(Clue: Always, the **KEY SIGNATURE** will be the flatted or the sharped notes!)

d. If you are given these clues, can you identify the scale to which these clues belong?

#1 CLUE: 2 SHARPS!
#2 CLUE: D written on staff!



Can you identify these clues and say that the scale answer is **D MAJOR**? _____
(yes or no?)

5. **ANOTHER MAJOR-SCALE DETECTIVE CASE!**

MAJOR SCALE: B♭ C D E♭ F G A B♭.

Fact #1: The above scale begins and ends on _____-flat.
(B or E?)

Fact #2: The **KEY SIGNATURE** (sharped or flatted notes) is **TWO** _____.
(flats or sharps?)
(You do not count B-flat TWICE!)



Putting all the above clues together, can you determine that the scale is _____-flat major and that its **KEY SIGNATURE** is **TWO** _____?
(flats or sharps?)

YEA!

REMEMBER ALL OF THE ABOVE CASES FOR FUTURE DETECTIVE SCALE WORK!

FREEPIANOMETHOD.COM
Although Mayron Cole owns the copyright to this page, she is granting permission to copy it **only** under the following condition: Teachers and students may print this page at home, school, or at their local print shop; and teachers and students may download, view, copy and/or share this page digitally.