The
MAYRON COLE
PIANO METHOD

FUN SHEET

COPY CAT!©



1. The **LEFT HAND** plays mainly two intervals in **COPY CAT**. These intervals may be **HARMONIC** or **MELODIC**.

   HARMONIC intervals mean that both notes are played at the **SAME TIME.** _____
   (yes or no?)

   MELODIC intervals mean that both notes are played one-at-a-time. _____
   (yes or no?)

2. Below are the two main **LEFT-HAND** intervals and a **CHORD**. Write the letter names below the notes. Then, look at the interval and the chord marked with an " * ." What note is added in the chord? _____
   (D or B?)

L.H.



Letter Names: ___ ___ ___ ___ ___ ___ ___ ___ ___.

3. There are several "**ECHO**" **INTERVALS** in **COPY CAT**! Write the letter names below these notes.



___ ___ ___ ___ ___ ___ ___ ___

When you go to the keyboard, play all of the notes on this page three times and once more for your teacher.

Although Mayron Cole owns the copyright to this page, she is granting permission to copy it **only** under the following condition: Teachers and students may print this page at home, school, or at their local print shop; and teachers and students may download, view, copy and/or share this page digitally.

COPY CAT!

CREATED BY
MAYRON COLE

© *Mayron Cole*



FREEPIANOMETHOD.COM
Although Mayron Cole owns the copyright to this page, she is granting permission to copy it **only** under the following condition: Teachers and students may print this page at home, school, or at their local print shop; and teachers and students may download, view, copy and/or share this page digitally.

(orchestrated accompaniment has a 2 measure count-in)



TU = TUCK UNDER.

Although Mayron Cole owns the copyright to this page, she is granting permission to copy it **only** under the following condition: Teachers and students may print this page at home, school, or at their local print shop; and teachers and students may download, view, copy and/or share this page digitally.

PLAY MIX & MATCH!©

FIND A MUSICAL SYMBOL IN THE SECOND COLUMN THAT MATCHES A MUSICAL TERM IN THE FIRST COLUMN. WRITE THE APPROPRIATE LETTER ON THE BLANK PROVIDED.

1. MELODIC FIFTH: _____.

2. HARMONIC FIFTH: _____.

3. QUARTER REST: _____.

4. TIME SIGNATURE: _____.

5. FORTE: _____.
(Play loudly.)

6. PIANO: _____.
(Play softly.)

7. RETURN TO ORIGINAL SPEED: _____.

8. OTTAVA: _____.
(Play 8 keys - an octave - lower than written.)

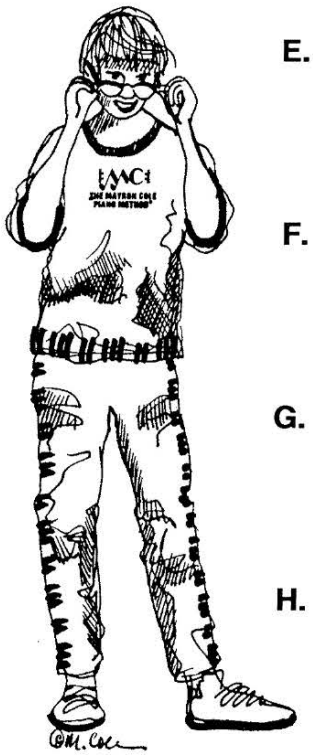

9. ACCENT MARK: _____.
(Strike the key a little harder.)

A. 4/4

B. 8va

C. *p*

D.

E.

F. >

G.

H. *f*

I. *a tempo*

F R E E P I A N O M E T H O D . C O M
Although Mayron Cole owns the copyright to this page, she is granting permission to copy it **only** under the following condition: Teachers and students may print this page at home, school, or at their local print shop; and teachers and students may download, view, copy and/or share this page digitally.

The
MAYRON COLE PIANO METHOD

FUN SHEET ©
WHOLE STEPS AND HALF STEPS

A "**WHOLE STEP**" skips **ONE KEY** (black or white)!

A "**HALF STEP**" is the **VERY NEXT KEY** - either **UP** or **DOWN**!

Look at the little keyboard below to answer the **WHOLE STEP** and **HALF STEP QUESTIONS**. Write "**W**" for **WHOLE** and "**H**" for **HALF**.

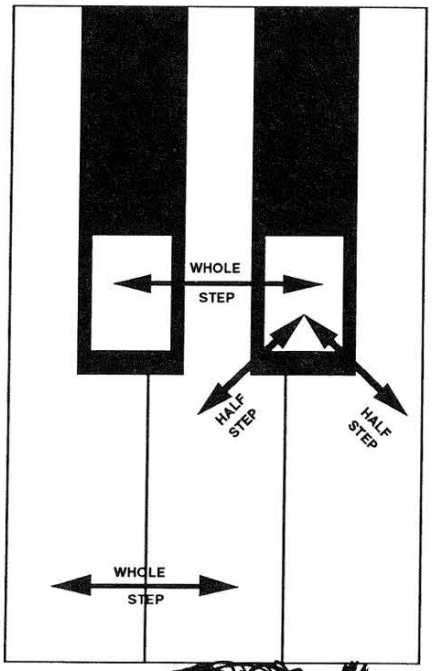

1. From C up to D is a _____ step.
(W or H?)

2. From F♯ down to F is a _____ step.
(W or H?)

3. From G up to A is a _____ step.
(W or H?)

4. From E up to F is a _____ step.
(W or H?)

5. From C down to B is a _____ step.
(W or H?)

6. From A♭ up to A is a _____ step.
(W or H?)

7. From B♭ down to A is a _____ step.
(W or H?)

8. From C♯ up to D♯ is a _____ step.
(W or H?)

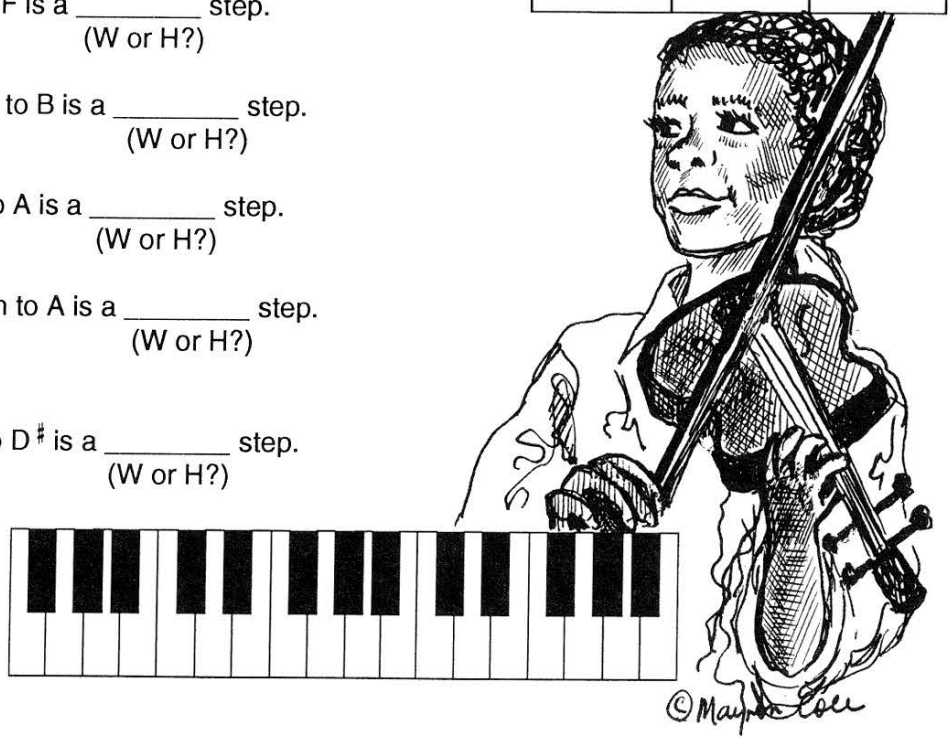

FREEPIANOMETHOD.COM
Although Mayron Cole owns the copyright to this page, she is granting permission to copy it **only** under the following condition: Teachers and students may print this page at home, school, or at their local print shop; and teachers and students may download, view, copy and/or share this page digitally.

FUN WITH INTERVALS!

1. An **INTERVAL** is the distance between **TWO NOTES**!

   When two notes are played at the same time, the **INTERVAL** is _____.
   (harmonic or melodic?)

2. When two notes are played one-at-a-time, the **INTERVAL** is _____.
   (harmonic or melodic?)

3. Below is a series of **HARMONIC INTERVALS**. Write a "2" under each **SECOND**, a "3" under each **THIRD**, a "4" under each **FOURTH**, and a "5" under each **FIFTH**.



4. Below is a series of **MELODIC INTERVALS.** Write a "2" under each **SECOND**, a "3" under each **THIRD**, a "4" under each **FOURTH**, and a "5" under each **FIFTH**.



F R E E P I A N O M E T H O D . C O M
Although Mayron Cole owns the copyright to this page, she is granting permission to copy it **only** under the following condition: Teachers and students may print this page at home, school, or at their local print shop; and teachers and students may download, view, copy and/or share this page digitally.

The
MAYRON COLE PIANO METHOD

FUN SHEET ©

FUN WITH SCALES!

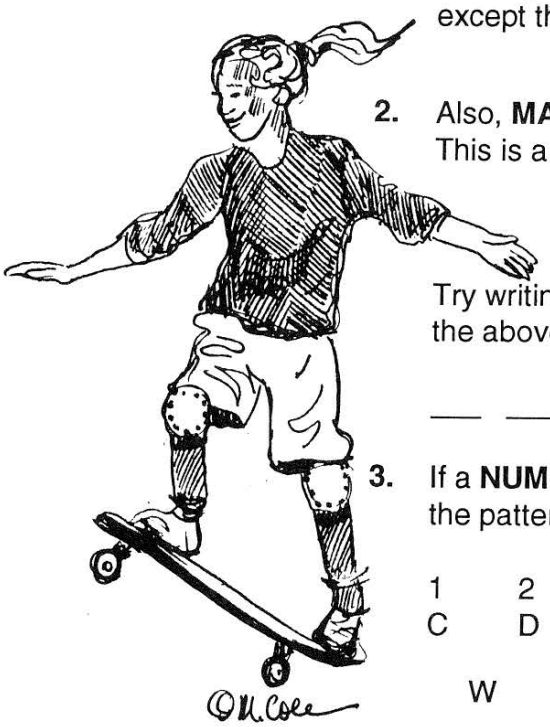

1. **MAJOR SCALES** contain **EIGHT TONES** (or **EIGHT NOTES**).

   Example: **C-MAJOR SCALE = C D E F G A B C.**

   Could you say tone (or note) #1 and tone #8 are **THE SAME** — except that they are an **OCTAVE APART**? _____
   (yes or no?)

2. Also, **MAJOR SCALES** contain **WHOLE** steps and **HALF** steps. This is a **MAJOR SCALE PATTERN** in steps:

   W W H W W W H.
   (WHOLE = W; HALF = H.)

   Try writing the **MAJOR SCALE PATTERN** from memory! Cover the above answer after you can say the pattern without looking!

   ___ ___ ___ ___ ___ ___ ___ **(MAJOR SCALE PATTERN)**

3. If a **NUMBER** is given to every tone in a **MAJOR SCALE**, the pattern looks like this:

1	2	3	4	5	6	7	8	(SCALE DEGREE).
C	D	E	F	G	A	B	C	(NOTE NAME).
W	W	H	W	W	W	H		(MAJOR SCALE PATTERN).

4. Now, look closely at the above pattern. The **HALF STEPS** are between notes _____ & _____ and between notes _____ & _____. (To see if you answered correctly look at the bottom of this page!)

(Correct answer: Half steps are between notes 3 & 4 and between notes 7 & 8.
Did you answer correctly? _____)

Although Mayron Cole owns the copyright to this page, she is granting permission to copy it **only** under the following condition: Teachers and students may print this page at home, school, or at their local print shop; and teachers and students may download, view, copy and/or share this page digitally.

DO YOU KNOW?

TEST YOURSELF!

1. **MAJOR SCALES** are composed of _____tones or notes.
(6 or 8?)

2. Tones (or notes) #1 and #8 are the same — except that they are an octave apart.
_____
(yes or no?)

3. **MAJOR SCALES** contain a pattern of _____steps.
(whole and half or sharp and flat?)

4. Write the **MAJOR SCALE PATTERN** in steps: ___ ___ ___ ___ ___ ___ ___.



5. In the **MAJOR SCALE PATTERN**, the **HALF STEPS** fall between notes numbered ___ & ___ and between notes numbered ___ & ___.

6. An easy way to write "**WHOLE**" is to write the letter _____.
(W or H?)

7. An easy way to write "**HALF**" is to write the letter _____.
(W or H?)

HOW WELL DID YOU DO? _____

8. **NOW THAT YOU ARE BECOMING GREAT WITH SCALES, TRY THIS:**

Connect notes numbered 3 & 4 and 7 & 8 with a small slur mark to identify the **HALF STEPS** in each scale! The **C-MAJOR SCALE** is marked as an **EXAMPLE** for you.

C-MAJOR SCALE:

1 2 3 4 5 6 7 8 (SCALE DEGREE).
C D E F G A B C (NOTE NAME).

G-MAJOR SCALE:

1 2 3 4 5 6 7 8.
G A B C D E F♯ G.

F-MAJOR SCALE:

F G A B♭ C D E F.

D-MAJOR SCALE:

D E F♯ G A B C♯ D.

(**F MAJOR** and **D MAJOR** do **NOT** have numbers on purpose.
YOU are to find notes 3 & 4 and 7& 8 by yourself!)

FREEPIANOMETHOD.COM
Although Mayron Cole owns the copyright to this page, she is granting permission to copy it **only** under the following condition: Teachers and students may print this page at home, school, or at their local print shop; and teachers and students may download, view, copy and/or share this page digitally.