The
MAYRON COLE PIANO METHOD

FUN SHEET ©

LITTLE SONATA

1. In **LITTLE SONATA** there are long, curved lines over or under groups of notes. These lines are called "**SLUR MARKS**." They are also known as "**PHRASE MARKS**." The marks tell you to play the notes _____.
(smoothly or disconnected?)

2. The **ITALIAN** word for "play smoothly" is _____.
(staccato or legato?)

3. Now that you understand **SLUR MARKS** and **PHRASE MARKS**, your teacher will show you how to lift your hand **slightly** at the end of each phrase -- as if the piano were "catching its breath." When you go to the piano, play the piece with correct slurring. It's fun!

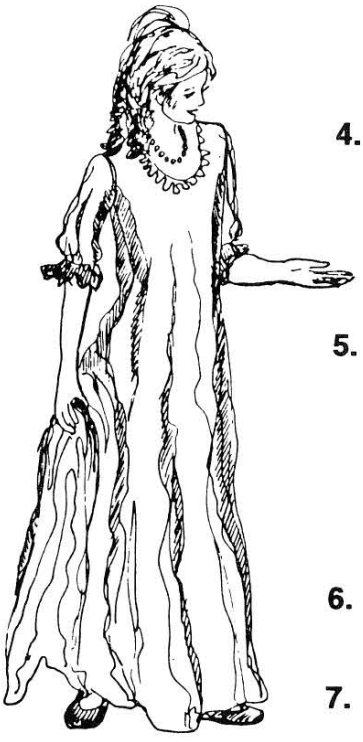

©M. Cole

4. In **LITTLE SONATA** there are also **REPEAT SIGNS**! At the end of measure 4, there is a **REPEAT SIGN**. This tells you to play measures 1 through 4 **AGAIN**. _____
(yes or no?)



5. At the beginning of measure 5 and the end of measure 12, there are **REPEAT SIGNS** that are "facing" each other. This tells you to play **ALL** of the music between the **REPEAT SIGNS** again.

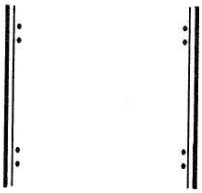

_____
(yes or no?)

6. **LITTLE SONATA** was written long ago by _____.
(Wilton or Mozart?)

7. A good pianist always practices "hands separately" when learning a new piece. _____
(yes or no?)

8. Look at measures 1 - 4 and measures 9 - 12 of **LITTLE SONATA**. Are they the same? _____
(yes or no?)

F R E E P I A N O M E T H O D . C O M
Although Mayron Cole owns the copyright to this page, she is granting permission to copy it **only** under the following condition: Teachers and students may print this page at home, school, or at their local print shop; and teachers and students may download, view, copy and/or share this page digitally.

CREATED BY
MAYRON COLE

LITTLE SONATA

(orchestrated accompaniment has a 2 measure count-in)

C. H. Wilton (1700's)



FREEPIANOMETHOD.COM
Although Mayron Cole owns the copyright to this page, she is granting permission to copy it **only** under the following condition: Teachers and students may print this page at home, school, or at their local print shop; and teachers and students may download, view, copy and/or share this page digitally.





WHAT IS A SONATA?

A **SONATA** is usually a 3-part composition. The first part (first movement) of a **SONATA** is called the "SONATA-ALLEGRO." The SONATA-ALLEGRO has three parts of its own which are often called, "TUNE A, TUNE B, and TUNE A." Another way to say this is to say that SONATA-ALLEGRO is written in "A-B-A FORM." Do you see where TUNE A begins on the first page? Can you find TUNE B? Where does TUNE A begin again?

Although Mayron Cole owns the copyright to this page, she is granting permission to copy it **only** under the following condition: Teachers and students may print this page at home, school, or at their local print shop; and teachers and students may download, view, copy and/or share this page digitally.

CREATED BY
MAYRON COLE

OLYMPIC RHYTHM TAPS! ©

(orchestrated accompaniment has a 2 measure count-in)

© *Mayron Cole*

R.H. = Tap on any C, E, or G key. L.H. = Tap on any C, E, or G key.

I. CAVIAR LEVEL: How well did you do? _____

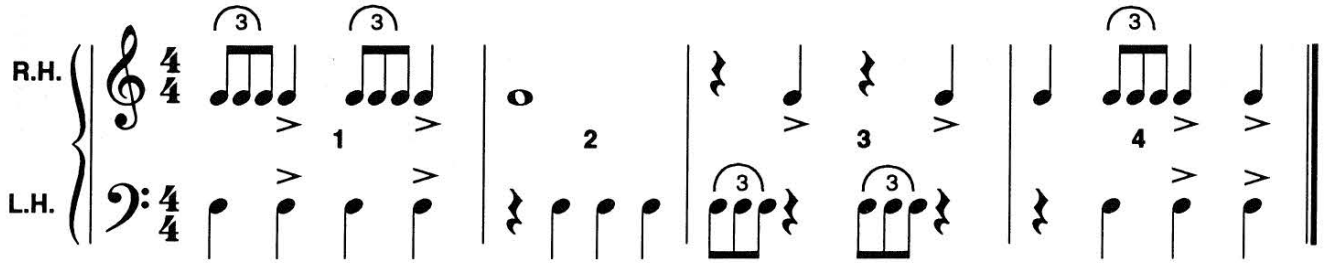

II. FINGERLING LEVEL: How well did you do? _____

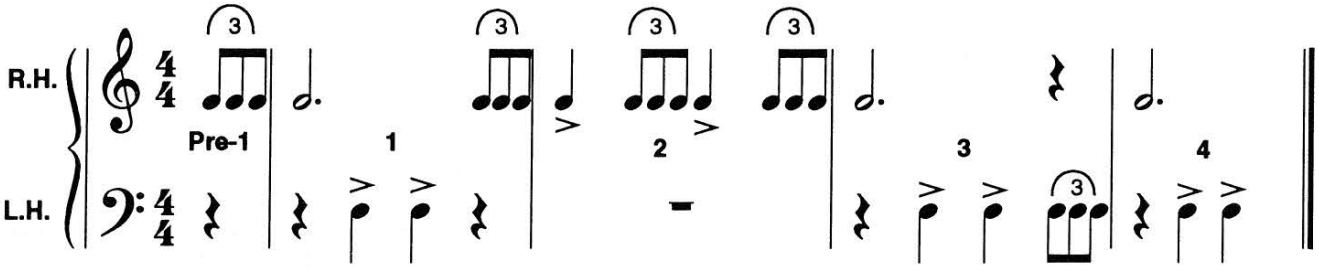

III. SALMON LEVEL: How well did you do? _____

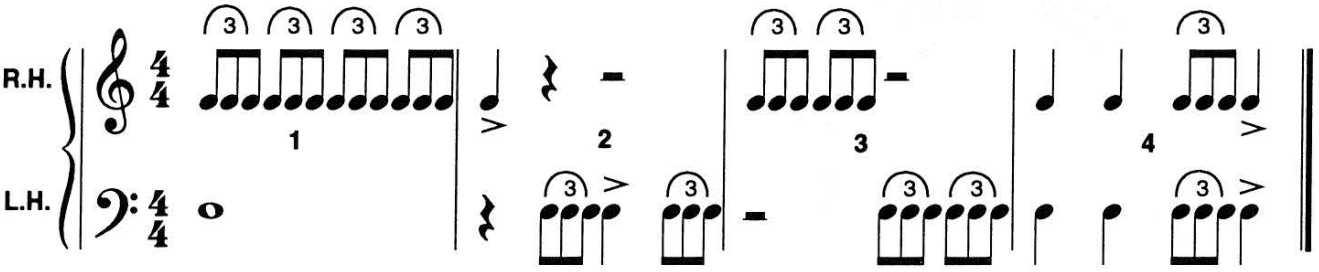

F R E E P I A N O M E T H O D . C O M
Although Mayron Cole owns the copyright to this page, she is granting permission to copy it **only** under the following condition: Teachers and students may print this page at home, school, or at their local print shop; and teachers and students may download, view, copy and/or share this page digitally.

The
MAYRON COLE PIANO METHOD



FUN SHEET ©

LITTLE SONATA

RHYTHM REVIEW!

1. The **TOP NUMBER** of the **TIME SIGNATURE** tells you how many beats are in each measure.

The **BOTTOM NUMBER** of the **TIME SIGNATURE** tells you what type of note receives _____ beat(s).
(1 or 2?)

The "4" stands for the 1/4 note or _____note.
(whole or quarter?)

$\frac{4}{4}$

DRAW A QUARTER NOTE: _____. DRAW A QUARTER REST: _____.

2. Look at the **TIME SIGNATURE** below. With your pencil circle every beat. Each measure should have _____circles.
(3 or 4?)

Next, write the counts below the notes. Use numbers: "1 + 2 + 3 + 4 +," etc.



WITH YOUR PIANO CLASS, PLAY THE ABOVE RHYTHMS ON A C, E, OR G KEY. COUNT ALOUD.

3. Look at the **TIME SIGNATURE** below. In each measure, one **NOTE** (or one **REST**) is missing. Draw in the correct note (or rest) to complete the measure. Then, write the counts below the notes.



Although Mayron Cole owns the copyright to this page, she is granting permission to copy it **only** under the following condition: Teachers and students may print this page at home, school, or at their local print shop; and teachers and students may download, view, copy and/or share this page digitally.

Write the letter names below the following notes to solve the **MYSTERY MESSAGE©!**



TH__ P__OPL__ O__ LON__ __ __O LOV__ __ TO __R__SS



IN __ __ __UTI__UL __LOTH__S __N__ W__ __R __ __N__Y



WI__S. __V__RYON__ __LW__YS TRI__ __ TO US__ __OO__

MANNERS! ©

F R E E P I A N O M E T H O D . C O M
Although Mayron Cole owns the copyright to this page, she is granting permission to copy it **only** under the following condition: Teachers and students may print this page at home, school, or at their local print shop; and teachers and students may download, view, copy and/or share this page digitally.