The
MAYRON COLE PIANO METHOD

FUN SHEET

EVENING STAR©



1. There are many **CHORDS** in **EVENING STAR. CHORDS** must have at least **THREE** notes. _____ (yes or no?)

2. **TWO NOTES** are called an **INTERVAL.** _____ (yes or no?)

3. The following **CHORDS** are played in **EVENING STAR**. Write the letter names of the notes below the **CHORDS.** When you go to the piano, play these **CHORDS** two times before trying to play the right-hand notes.



Letter Names: ___ ___ ___ ___ ___ ___ ___ ___ ___ ___ ___ ___ ___ ___ ___.

4. Look at the above chords again. Circle the chord that has **BLACK MOUNTAIN KEYS**. Then, look at measures 10 & 12 on Page 125 to see if you are correct. Were you? _____ (yes or no?)

5. At the end of **EVENING STAR,** you play a **BROKEN CHORD** in measures 16 & 17. A "broken chord" is a chord that is played one-note-at-a-time. Write the letter names below the notes of this **BROKEN CHORD.**



___ ___ ___

Play the broken chord at the keyboard. Let your teacher check to see if you are playing the chord correctly.

Although Mayron Cole owns the copyright to this page, she is granting permission to copy it **only** under the following condition: Teachers and students may print this page at home, school, or at their local print shop; and teachers and students may download, view, copy and/or share this page digitally.

EVENING STAR

© *Mayron Cole*

(orchestrated accompaniment has a 2 measure count-in)



CF = CHANGE FINGER.

FREEPIANOMETHOD.COM
Although Mayron Cole owns the copyright to this page, she is granting permission to copy it **only** under the following condition: Teachers and students may print this page at home, school, or at their local print shop; and teachers and students may download, view, copy and/or share this page digitally.









BMK = BLACK MOUNTAIN KEYS.

F R E E P I A N O M E T H O D . C O M
Although Mayron Cole owns the copyright to this page, she is granting permission to copy it **only** under the following condition: Teachers and students may print this page at home, school, or at their local print shop; and teachers and students may download, view, copy and/or share this page digitally.

PLAY MIX & MATCH!©

FIND A MUSICAL SYMBOL IN THE SECOND COLUMN THAT MATCHES A MUSICAL TERM IN THE FIRST COLUMN. WRITE THE APPROPRIATE LETTER ON THE BLANK PROVIDED.

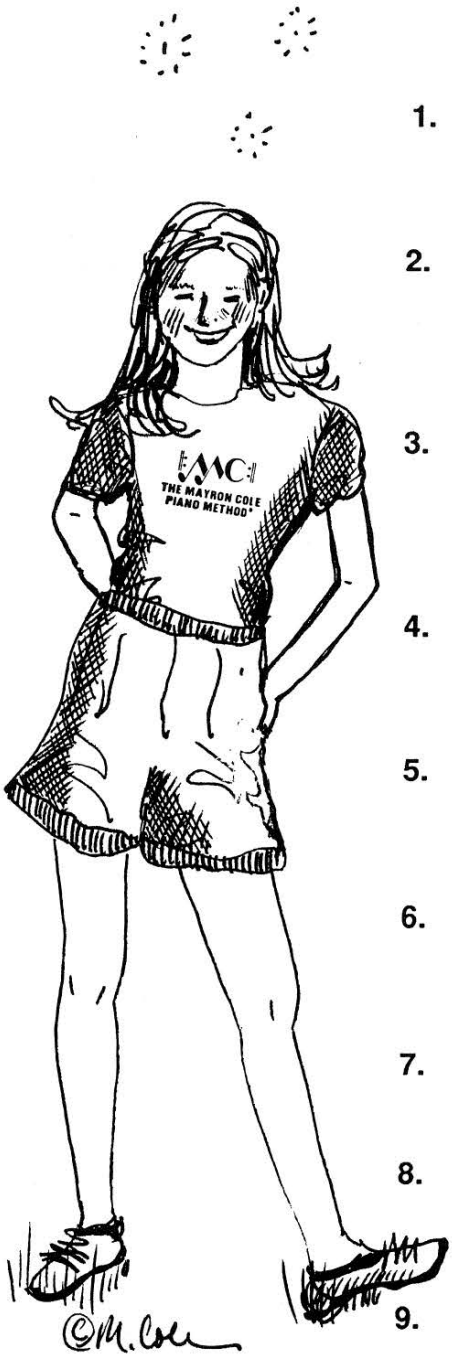

1.	TIME SIGNATURE: _____.	**A.**	_____
2.	mezzo PIANO: _____. (Play medium softly.)	**B.**	*a tempo*
3.	GRADUALLY PLAY SLOWER & SOFTER: _____. (abbreviations)	**C.**	***f***
4.	RETURN TO ORIGINAL SPEED: _____.	**D.**	**3/4**
5.	GRADUALLY PLAY SLOWER: _____.	**E.**	*rit. & dim.*
6.	FORTE: _____. (Play loudly.)	**F.**	
7.	PEDAL MARK: _____.	**G.**	*ritardando*
8.	PIANISSIMO: _____. (Play VERY SOFTLY.)	**H.**	***mp***
9.	FERMATA: _____. (Hold the note or the rest a little longer.)	**I.**	***pp***

F R E E P I A N O M E T H O D . C O M
Although Mayron Cole owns the copyright to this page, she is granting permission to copy it **only** under the following condition: Teachers and students may print this page at home, school, or at their local print shop; and teachers and students may download, view, copy and/or share this page digitally.