The
MAYRON COLE
PIANO METHOD

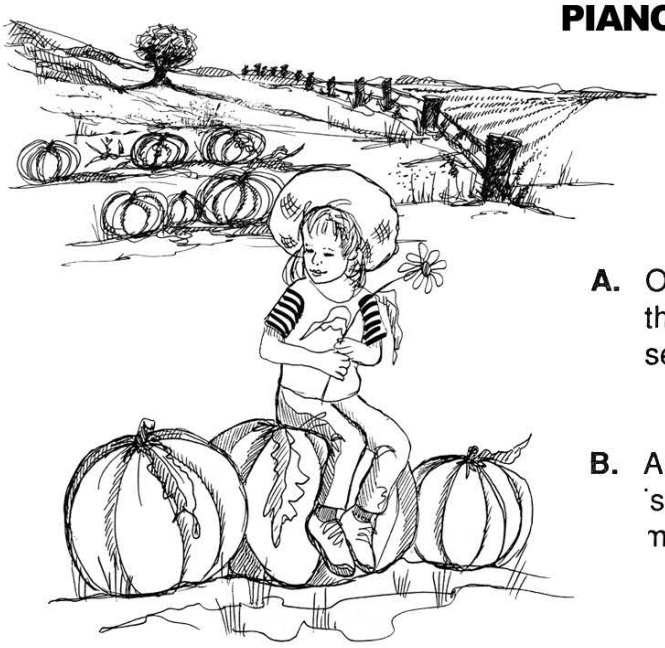

FUN SHEET

OCTOBER EVENING©

A. Once a note is FLATTED or SHARPED, it remains that way for the rest of the measure — unless you see a NATURAL SIGN. _____
(yes or no?)

B. A long, curved line OVER or UNDER a group of notes is called a SLUR MARK or a PHRASE MARK. This mark tells you to play _____.
(fast or smoothly?)

C. There are several THIRDS in OCTOBER EVENING. Thirds are on NEIGHBOR LINES or NEIGHBOR SPACES. Simple thirds skip _____ white key(s).
(1 or 2?)

SECONDS are written slightly "side-ways" in your music and tell you to strike two keys that are side-by-side on the keyboard.



D. Look at the following INTERVALS. Write a "3" under each THIRD and a "2" under each SECOND:



_____ _____ _____ _____ _____ _____ _____ _____

Although Mayron Cole owns the copyright to this page, she is granting permission to copy it **only** under the following condition: Teachers and students may print this page at home, school, or at their local print shop; and teachers and students may download, view, copy and/or share this page digitally.

OCTOBER EVENING

(orchestrated accompaniment has a 2 measure count-in)



* **REMEMBER:** Once a note has been flatted or sharped, it remains that way for the rest of the measure —unless a natural sign is used to cancel it. In more advanced music, the accidental sign is written only once when it is first used in the measure. You must REMEMBER to play that accidental every time the note is written in that measure!!

F R E E P I A N O M E T H O D . C O M
Although Mayron Cole owns the copyright to this page, she is granting permission to copy it **only** under the following condition: Teachers and students may print this page at home, school, or at their local print shop; and teachers and students may download, view, copy and/or share this page digitally.







Although Mayron Cole owns the copyright to this page, she is granting permission to copy it **only** under the following condition: Teachers and students may print this page at home, school, or at their local print shop; and teachers and students may download, view, copy and/or share this page digitally.

E. FIND SOMETHING IN THE SECOND COLUMN THAT MATCHES WITH SOMETHING IN THE FIRST COLUMN.

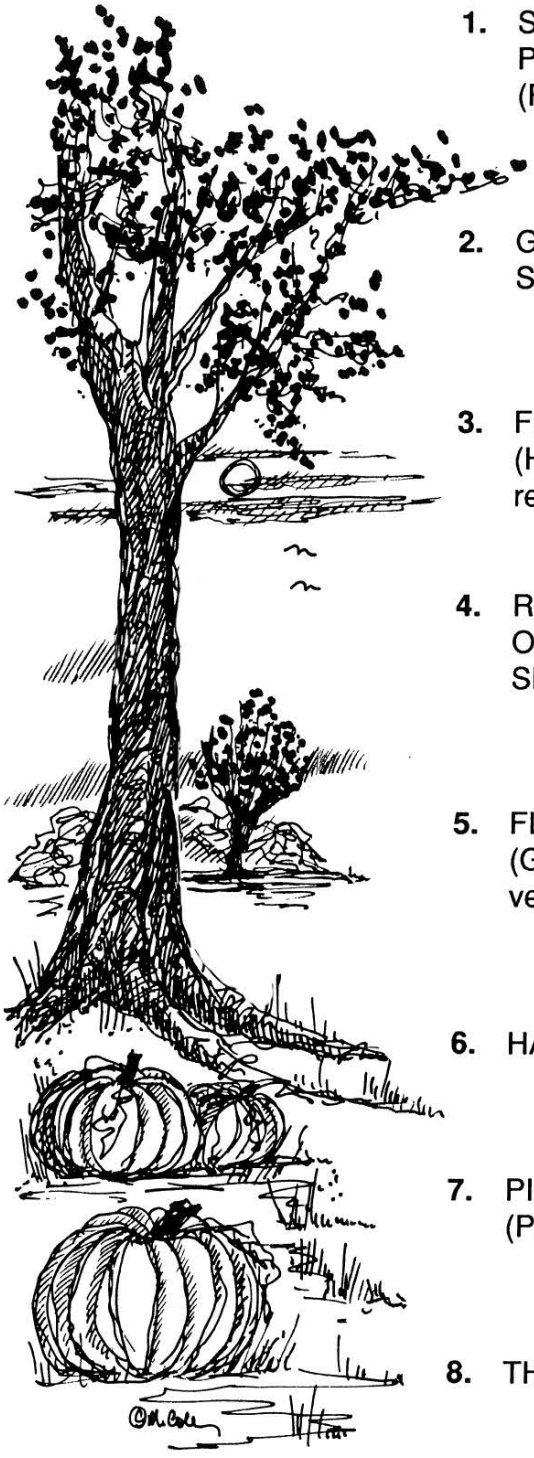

1. SLUR MARK or PHRASE MARK: _____ . (Play smoothly.)
2. GRADUALLY PLAY SLOWER: _____ .
3. FERMATA: _____ . (Hold the note or the rest a little longer.)
4. RETURN TO ORIGINAL SPEED: _____ .
5. FLAT SIGN: _____ . (Go backward to the very next key.)
6. HALF REST: _____ .
7. PIANO: _____ . (Play softly.)
8. THE END: _____ .

a. *a tempo*

b. ♭

c.

d. *p*

e.

f.

g. *ritardando*

h.

F R E E P I A N O M E T H O D . C O M
Although Mayron Cole owns the copyright to this page, she is granting permission to copy it **only** under the following condition: Teachers and students may print this page at home, school, or at their local print shop; and teachers and students may download, view, copy and/or share this page digitally.