The
**MAYRON COLE
PIANO METHOD**

FUN SHEET

𝄢: G A B C D E F ©

1. The LOW STAFF has _____ lines and _____ spaces.

2. The LOW STAFF LINES are:
___ ___ ___ ___ ___.

3. The LOW STAFF SPACES are:
___ ___ ___ ___.

4. The FIRST FOUR low staff lines are:
___ ___ ___ ___.

5. The FIRST THREE low staff spaces are:
___ ___ ___.





(G-2)



G B D F A C E
(G-2)

6. Write the letter names below these notes. Then, draw a line from each note to its corresponding key on the keyboard.

When you go to the keyboard, play these notes for your teacher. Always sit with your nose in front of middle C!



Letter Names: ___ ___ ___ ___ ___ ___ ___ ___ ___ ___ ___ ___ ___ ___.

Although Mayron Cole owns the copyright to this page, she is granting permission to copy it **only** under the following condition: Teachers and students may print this page at home, school, or at their local print shop; and teachers and students may download, view, copy and/or share this page digitally.

Write the letter names below the following notes to solve the **MYSTERY MESSAGE**©!



𝄢 Notes Only!



O__ __LL TH__ QU__STIONS IN TH__ WORL__,



TH__R__'S ON__ OV__R WHI__H I R__V__ __N__



R__NT: O__ MI__K__Y MOUS__'S TWO, __OO__



__O__ __I__ __RI__N__S, HOW __OM__

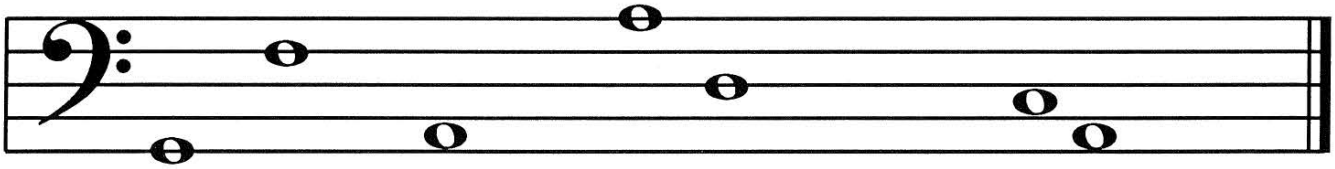

__OO__Y T__LKS __N__ PLUTO __ __N'T???? ©

F R E E P I A N O M E T H O D . C O M
Although Mayron Cole owns the copyright to this page, she is granting permission to copy it **only** under the following condition: Teachers and students may print this page at home, school, or at their local print shop; and teachers and students may download, view, copy and/or share this page digitally.

CREATED BY
MAYRON COLE



A B C D E F

SOUNDS OF WINTER

(orchestrated accompaniment has a 2 measure count-in)

© *Mayron Cole*





FREEPIANOMETHOD.COM
Although Mayron Cole owns the copyright to this page, she is granting permission to copy it **only** under the following condition: Teachers and students may print this page at home, school, or at their local print shop; and teachers and students may download, view, copy and/or share this page digitally.



SNEAK ATTACK!

(orchestrated accompaniment has a 2 measure count-in)

© *Mayron Cole*









FREEPIANOMETHOD.COM
Although Mayron Cole owns the copyright to this page, she is granting permission to copy it **only** under the following condition: Teachers and students may print this page at home, school, or at their local print shop; and teachers and students may download, view, copy and/or share this page digitally.

The
**MAYRON COLE
PIANO METHOD**

FUN SHEET

RAINDROPS©



1. The TOP NUMBER of the TIME SIGNATURE tells you how many beats will be in each measure.

   The BOTTOM NUMBER tells you the type of note that receives ONE BEAT. (The "4" stands for the 1/4 note or QUARTER NOTE.)

2. DRAW A QUARTER NOTE: _____ . DRAW A QUARTER REST: _____ .

   DRAW TWO-EIGHTS: _____ . DRAW A WHOLE NOTE: _____ .

   DRAW A HALF NOTE: _____ . DRAW A HALF REST: _____ .

3. Say, "1 + 2 + 3 + 4 +."

   Like this:



1 + 2 + 3 + 4 + 1 + 2 + 3 + 4 + 1 + 2 + 3 + 4 +

4. Now, you write the number beats under these notes. Write with number/+.



1 +



Although Mayron Cole owns the copyright to this page, she is granting permission to copy it **only** under the following condition: Teachers and students may print this page at home, school, or at their local print shop; and teachers and students may download, view, copy and/or share this page digitally.

RAINDROPS

(orchestrated accompaniment has a 2 measure count-in)



FREEPIANOMETHOD.COM
Although Mayron Cole owns the copyright to this page, she is granting permission to copy it **only** under the following condition: Teachers and students may print this page at home, school, or at their local print shop; and teachers and students may download, view, copy and/or share this page digitally.



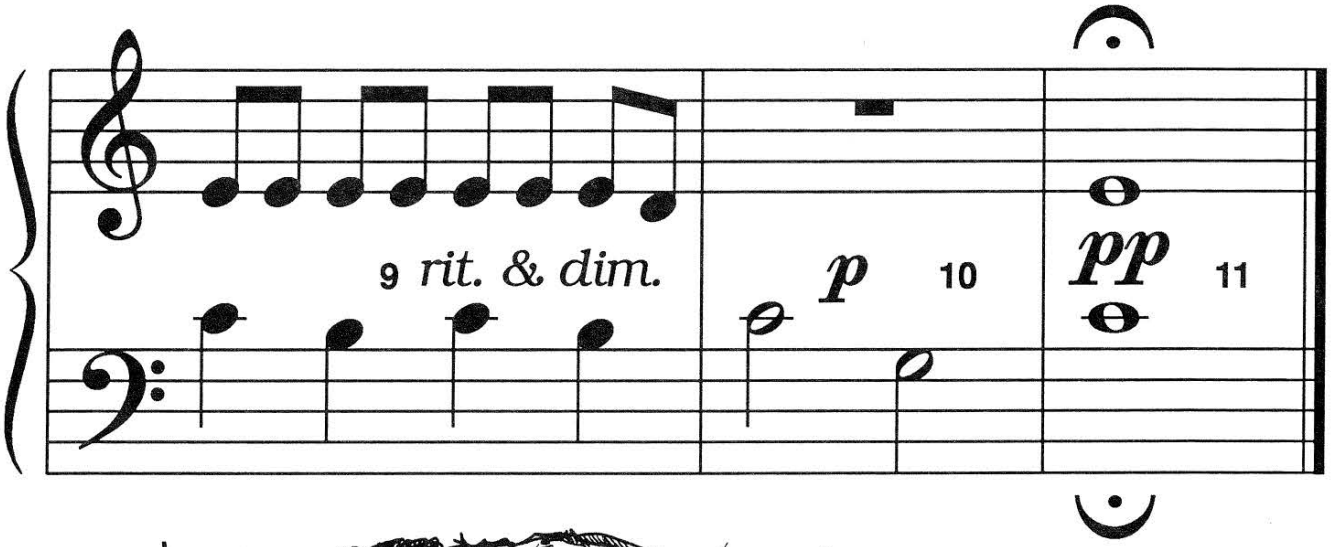



Although Mayron Cole owns the copyright to this page, she is granting permission to copy it **only** under the following condition: Teachers and students may print this page at home, school, or at their local print shop; and teachers and students may download, view, copy and/or share this page digitally.

MORE RHYTHM FUN!



REVIEW: The TOP NUMBER of a TIME SIGNATURE tells you how many beats will be in a _____ .
(grand staff or measure?)

The BOTTOM NUMBER of a TIME SIGNATURE tells you what type of note receives _____ beat(s).
(1 or 2?)

1. Look at the TIME SIGNATURE below. With your pencil, circle every beat. How many CIRCLES will be in each measure? _____
(3 or 4?)



2. Look at the TIME SIGNATURE below. Write the correct counts under the notes: 1 + 2 + 3 + 4 +. Remember, two-eighths equal one beat.



On C, E, or G keys, tap the above rhythms with your class.

3. Look at the TIME SIGNATURE below. One note or rest is missing from each measure. With your pencil, draw a correct note or rest to complete the measure.



FREEPIANOMETHOD.COM
Although Mayron Cole owns the copyright to this page, she is granting permission to copy it **only** under the following condition: Teachers and students may print this page at home, school, or at their local print shop; and teachers and students may download, view, copy and/or share this page digitally.