The
MAYRON COLE PIANO METHOD

FUN SHEET

TIME TICKS AWAY©

1. There are many THIRDS in TIME TICKS AWAY. Simple THIRDS skip _____ white key(s).
   (1 or 2?)

2. Write the letter names below these THIRDS:



Play the above thirds THREE TIMES and once for your teacher.



3. There are STACCATO DOTS ("hot dots") in TIME TICKS AWAY.

   These ♩. tell you to_____ the notes.
   (connect or disconnect?)



4. Look at this TIE HOLD. How many beats does it equal?

   _____
   (4 or 6?)

5. RITARDANDO is an ITALIAN word that means to play gradually_____.
   (slower or quieter?)

Although Mayron Cole owns the copyright to this page, she is granting permission to copy it **only** under the following condition: Teachers and students may print this page at home, school, or at their local print shop; and teachers and students may download, view, copy and/or share this page digitally.

CREATED BY
MAYRON COLE

TIME TICKS AWAY

(orchestrated accompaniment has a 2 measure count-in)





* Long, curved lines over or under different notes are called SLUR MARKS or PHRASE MARKS. They tell you to play SMOOTHLY!

FREEPIANOMETHOD.COM
Although Mayron Cole owns the copyright to this page, she is granting permission to copy it **only** under the following condition: Teachers and students may print this page at home, school, or at their local print shop; and teachers and students may download, view, copy and/or share this page digitally.







F R E E P I A N O M E T H O D . C O M
Although Mayron Cole owns the copyright to this page, she is granting permission to copy it **only** under the following condition: Teachers and students may print this page at home, school, or at their local print shop; and teachers and students may download, view, copy and/or share this page digitally.





COLOR THE PICTURE.

FREEPIANOMETHOD.COM
Although Mayron Cole owns the copyright to this page, she is granting permission to copy it **only** under the following condition: Teachers and students may print this page at home, school, or at their local print shop; and teachers and students may download, view, copy and/or share this page digitally.



FUN SHEET

BECOMING BETTER WITH RHYTHM!©

1. The TOP NUMBER of the TIME SIGNATURE tells you how many_____will be in
(rests or beats?)
each measure.

The BOTTOM NUMBER of the TIME SIGNATURE tells you what type of note receives _____
(1 or 4?)
beat(s).

The "4" stands for the QUARTER NOTE or 1/4 note.
_____
(yes or no?)

2. Draw a QUARTER NOTE:_____.

Draw a HALF NOTE:_____.

3. The TOP NUMBER OF THE TIME SIGNATURE below tells you that each measure will have FOUR BEATS. Now it is time to use SUCCESSIVE NUMBERS when you count each measure's beats. Like this: "1 - 2 - 3 - 4; 1 - 2 - 3 - 4;" etc.

WRITE THE COUNTS UNDER THE FOLLOWING NOTES USING SUCCESSIVE NUMBERS. The first two measures have been completed for you.

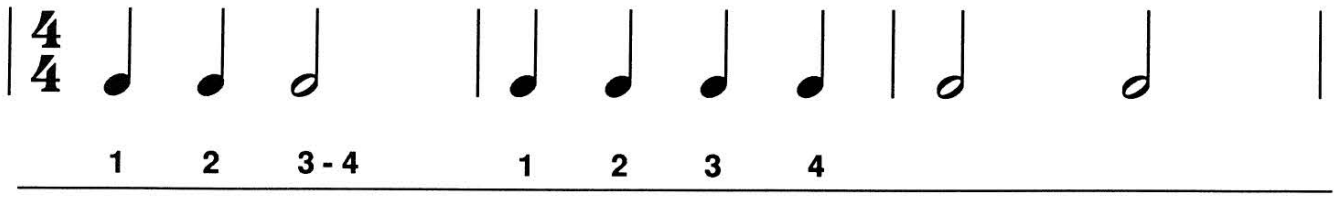



Although Mayron Cole owns the copyright to this page, she is granting permission to copy it **only** under the following condition: Teachers and students may print this page at home, school, or at their local print shop; and teachers and students may download, view, copy and/or share this page digitally.

BECOMING EVEN GREATER WITH RHYTHM!



4. When a composition has many TWO-EIGHTHS you will want to count with SUCCESSIVE NUMBERS.
Count like this: "1 + 2 + 3 + 4 + 1 + 2 + 3 + 4 +."

This counting helps you to keep a steady and even beat as you change from QUARTER NOTES to TWO-EIGHTH NOTES.

PLEASE LEARN:

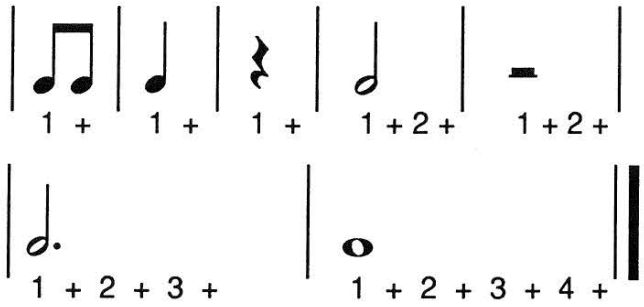

5. Look at the TIME SIGNATURES below. The top number tells you that each measure will have _____ beats.
(3 or 4?)
Write the counts under the following notes and rests using SUCCESSIVE NUMBERS and count like this: "1 + 2 + 3 + 4 +," etc. The first two measures have been completed for you.



With your class, tap the above rhythms on a C, E, or G Key.

HOW WELL DID YOU DO? _____

FREEPIANOMETHOD.COM
Although Mayron Cole owns the copyright to this page, she is granting permission to copy it **only** under the following condition: Teachers and students may print this page at home, school, or at their local print shop; and teachers and students may download, view, copy and/or share this page digitally.